



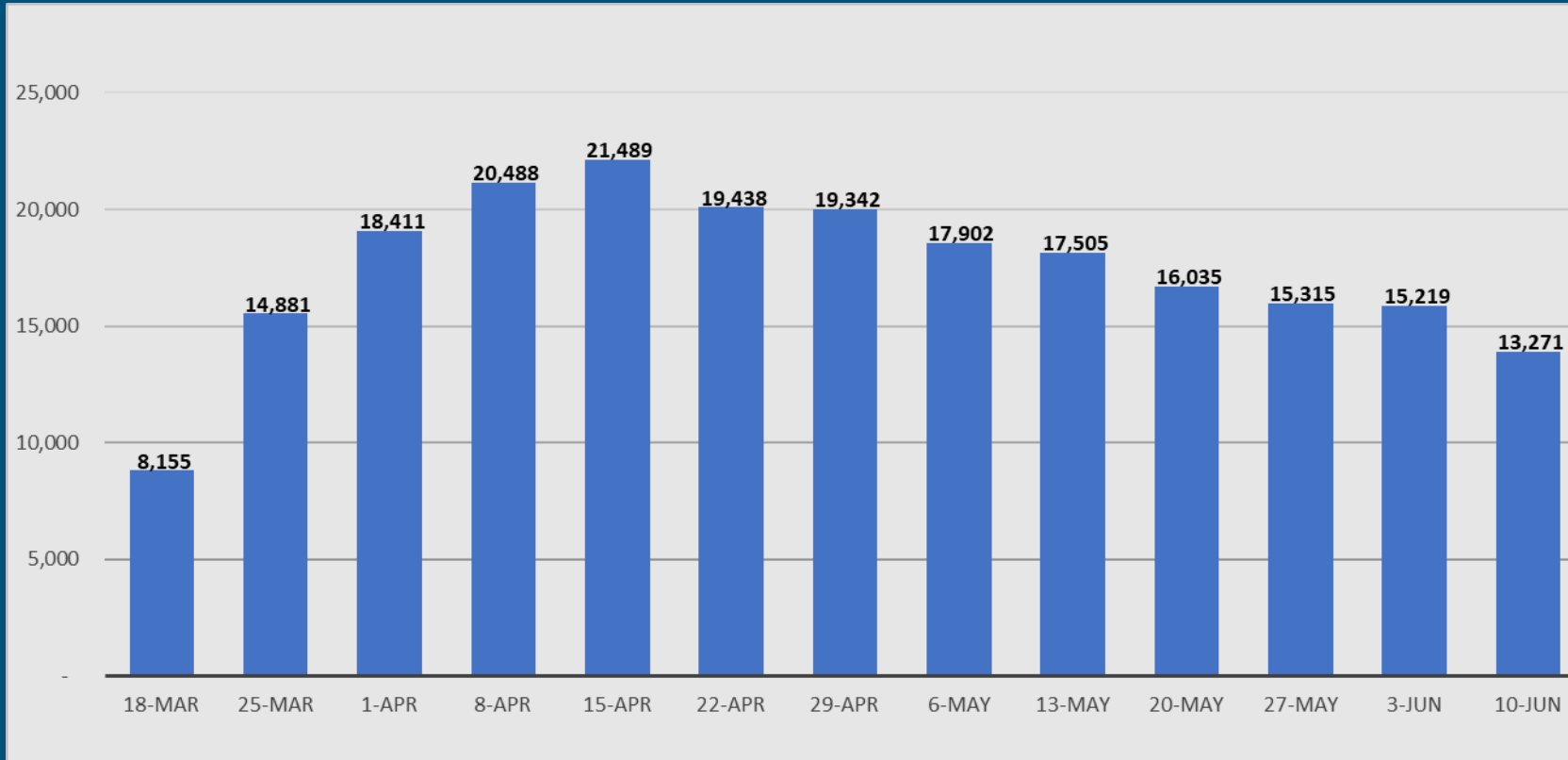
TEXAS HOSPITAL



BED CAPACITY

JUNE 16, 2020

TOTAL BEDS AVAILABLE IN TEXAS



14,993
TOTAL BEDS
AVAILABLE
06/16/2020

78% INCREASE IN AVAILABLE BEDS SINCE 03/18/2020



STATEWIDE

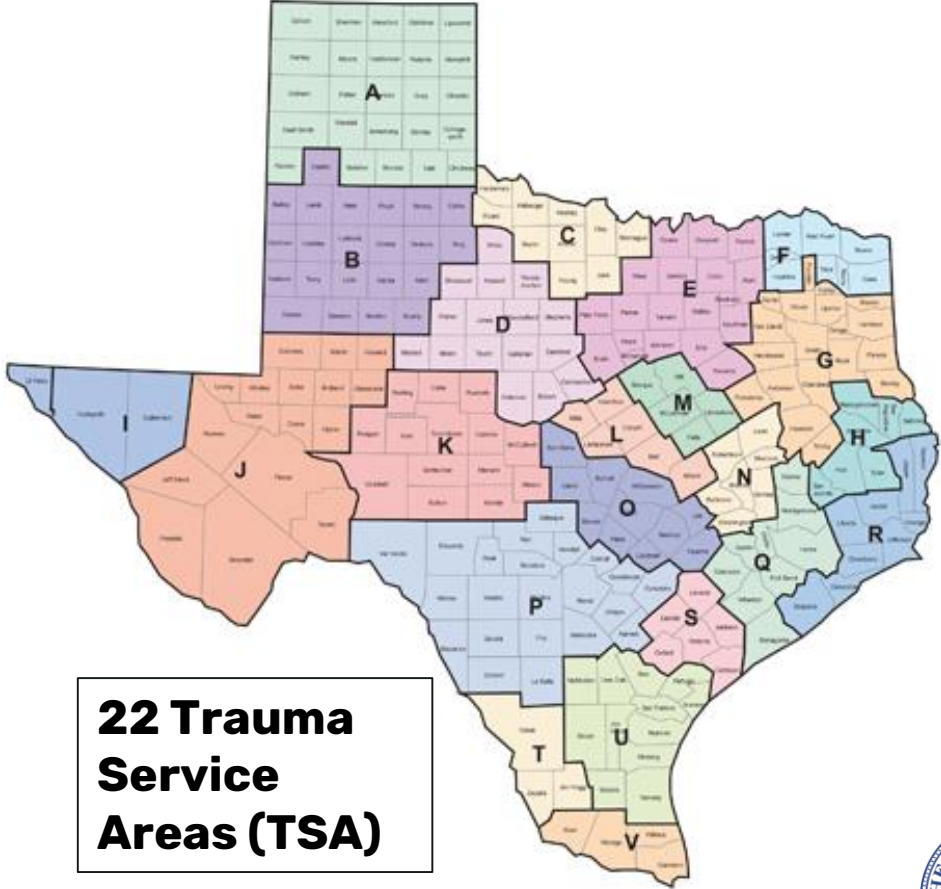
TOTAL BEDS AVAILABLE
14,993

TOTAL REPORTED BEDS:
54,844

PERCENT BEDS AVAILABLE:
27%

TOTAL ICU BEDS AVAILABLE
1,675

TOTAL CLASSIC VENTILATORS AVAILABLE
5,869



HOSPITALS CAN SURGE CAPACITY 20% OR MORE ABOVE TOTAL REPORTED BEDS



CATEGORIES OF MEDICAL SURGE FACILITIES

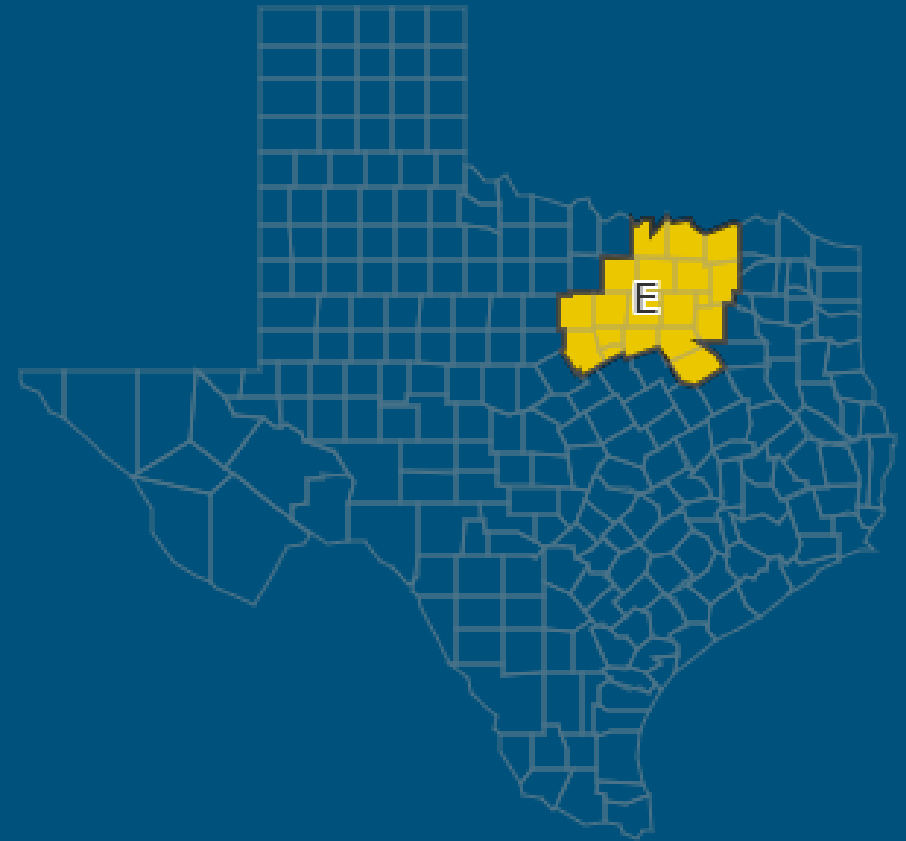
LEVEL 5	LEVEL 4	LEVEL 3	LEVEL 2	LEVEL 1
MAINTAIN STAFFED BEDS	SURGE TO PHYSICAL BEDS	SURGE INSIDE FACILITY	SURGE TO ADJACENT BLDG	SURGE TO BUILDING OF OP
Support Hospital System to maintain current capacity.	Support Hospital System to open all physical beds and double occupancy waiver.	Transition non-traditional care areas such as OR or PACU to care for COVID-19.	Open additional capacity in adjacent medical office or convalescent centers supported by hospital.	Stand up alternate care sites in remote areas that are operated by local gov and/or supported by hospital.



TSA E

DALLAS - FORT WORTH AREA

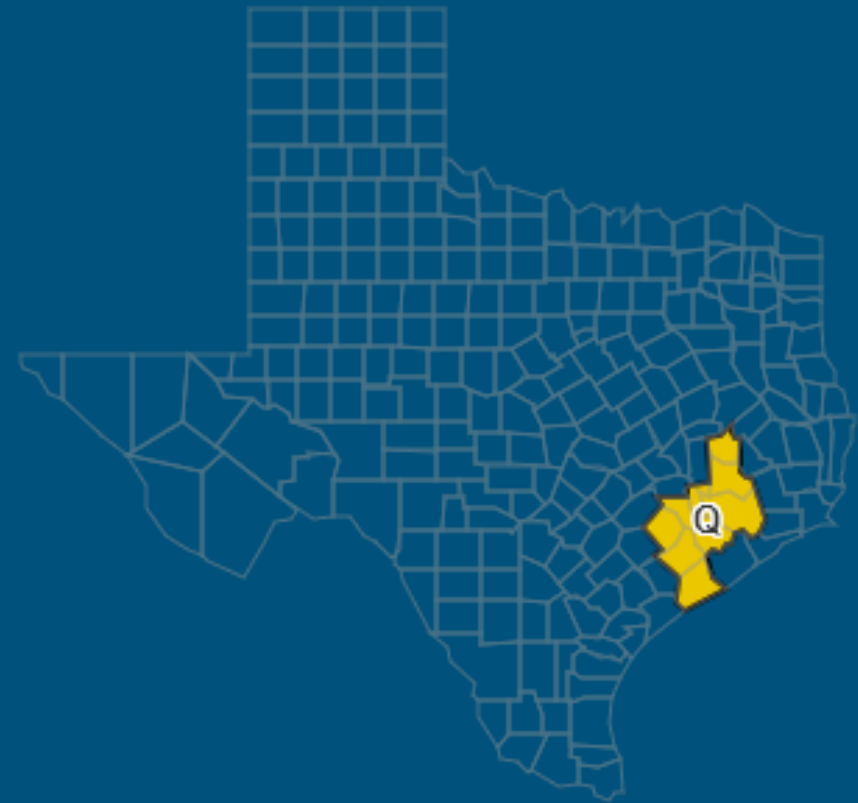
TOTAL REPORTED BEDS 14,383	PERCENT BEDS AVAILABLE 24%
TOTAL BEDS AVAILABLE 3,382	Total ICU Beds Available 525
TOTAL HOSPITAL SURGE BEDS AVAILABLE 5,523	LAB CONFIRMED COVID PATIENTS IN HOSPITALS 765



TSA Q

HOUSTON AREA

TOTAL REPORTED BEDS 12,458	PERCENT BEDS AVAILABLE 21%
TOTAL BEDS AVAILABLE 2,675	Total ICU Beds Available 247
TOTAL HOSPITAL SURGE BEDS AVAILABLE 3,599	LAB CONFIRMED COVID PATIENTS IN HOSPITALS 795



TSA G TYLER

TOTAL REPORTED BEDS 1,927	PERCENT BEDS AVAILABLE 27%
TOTAL BEDS AVAILABLE 515	Total ICU Beds Available 68
TOTAL HOSPITAL SURGE BEDS AVAILABLE 448	LAB CONFIRMED COVID PATIENTS IN HOSPITALS 60



TSA I EL PASO

TOTAL REPORTED BEDS 1,805	PERCENT BEDS AVAILABLE 31%
TOTAL BEDS AVAILABLE 563	Total ICU Beds Available 64
TOTAL HOSPITAL SURGE BEDS AVAILABLE 470	LAB CONFIRMED COVID PATIENTS IN HOSPITALS 97



TSA A

AMARILLO AREA

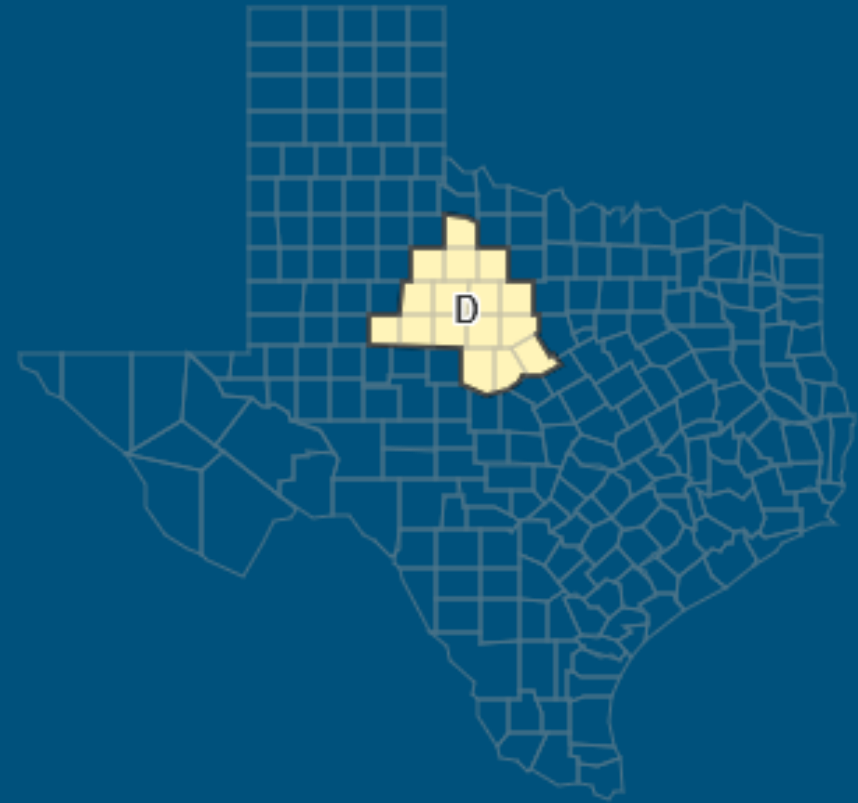
TOTAL REPORTED BEDS 1,038	PERCENT BEDS AVAILABLE 41%
TOTAL BEDS AVAILABLE 426	Total ICU Beds Available 51
TOTAL HOSPITAL SURGE BEDS AVAILABLE 259	LAB CONFIRMED COVID PATIENTS IN HOSPITALS 25



TSA D

ABILENE AREA

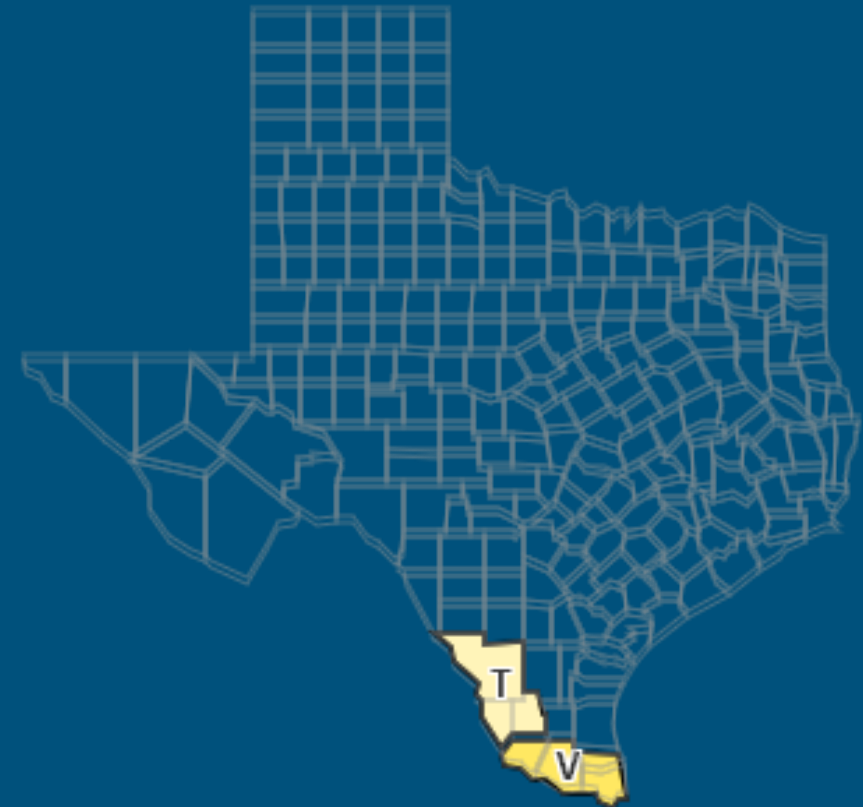
TOTAL REPORTED BEDS 722	PERCENT BEDS AVAILABLE 52%
TOTAL BEDS AVAILABLE 376	Total ICU Beds Available 17
TOTAL HOSPITAL SURGE BEDS AVAILABLE 219	LAB CONFIRMED COVID PATIENTS IN HOSPITALS 1



TSA T/V

LAREDO & RIO GRANDE VALLEY

TOTAL REPORTED BEDS 2,809	PERCENT BEDS AVAILABLE 23%
TOTAL BEDS AVAILABLE 659	Total ICU Beds Available 51
TOTAL HOSPITAL SURGE BEDS AVAILABLE 544	LAB CONFIRMED COVID PATIENTS IN HOSPITALS 132



TSA P

SAN ANTONIO AREA

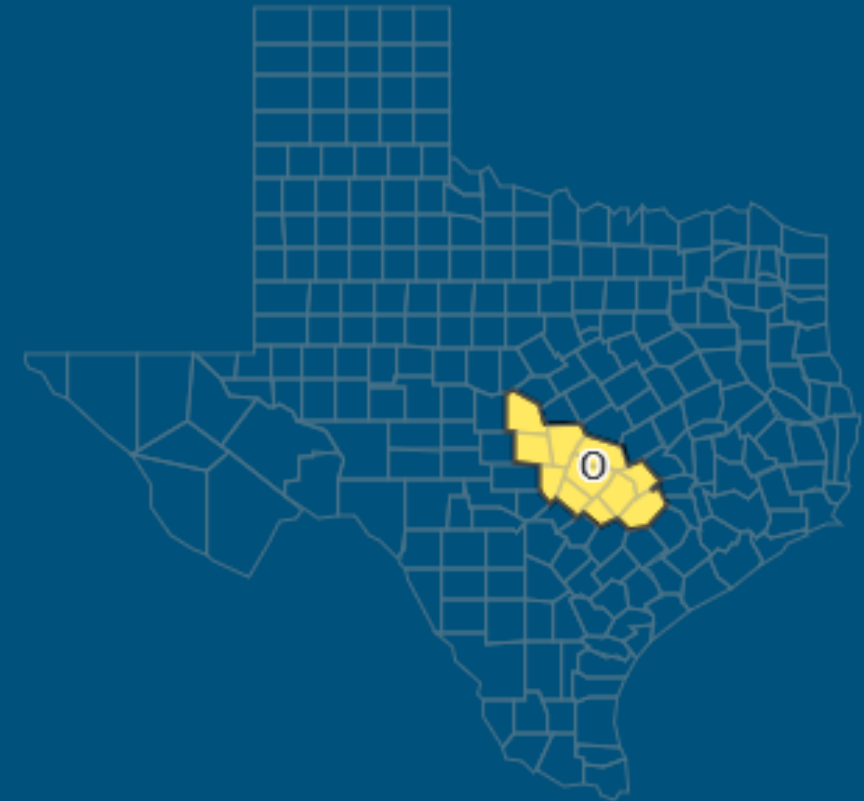
TOTAL REPORTED BEDS 5,799	PERCENT BEDS AVAILABLE 26%
TOTAL BEDS AVAILABLE 1,534	Total ICU Beds Available 196
TOTAL HOSPITAL SURGE BEDS AVAILABLE 491	LAB CONFIRMED COVID PATIENTS IN HOSPITALS 185



TSA 0

AUSTIN AREA

TOTAL REPORTED BEDS 3,250	PERCENT BEDS AVAILABLE 28%
TOTAL BEDS AVAILABLE 910	Total ICU Beds Available 125
TOTAL HOSPITAL SURGE BEDS AVAILABLE 1,449	LAB CONFIRMED COVID PATIENTS IN HOSPITALS 137



CATEGORIES OF MEDICAL SURGE FACILITIES

LEVEL 5	LEVEL 4	LEVEL 3	LEVEL 2	LEVEL 1
MAINTAIN STAFFED BEDS	SURGE TO PHYSICAL BEDS	SURGE INSIDE FACILITY	SURGE TO ADJACENT BLDG	SURGE TO BUILDING OF OP
Support Hospital System to maintain current capacity.	Support Hospital System to open all physical beds and double occupancy waiver.	Transition non-traditional care areas such as OR or PACU to care for COVID-19.	Open additional capacity in adjacent medical office or convalescent centers supported by hospital.	Stand up alternate care sites in remote areas that are operated by local gov and/or supported by hospital.



ALTERNATE CARE SITE CAPACITY

	STATE	LOCAL
PHR1 (Amarillo)	91	161
PHR2/3 (DFW)	✦	995
PHR4/5 (Tyler)	212	120
PHR6/5 (Houston)	260	755
PHR7 (Austin)	✦	1,276
PHR8 (San Antonio)	249	109
PHR9/10 (El Paso)	266	617
PHR11 (LRGV)	✦	457
TOTALS	1,078	4,490

✦ DSHS has contingency contract to establish 200 bed ACS in other locations as needed