



# TEXAS HOSPITAL



# BED CAPACITY

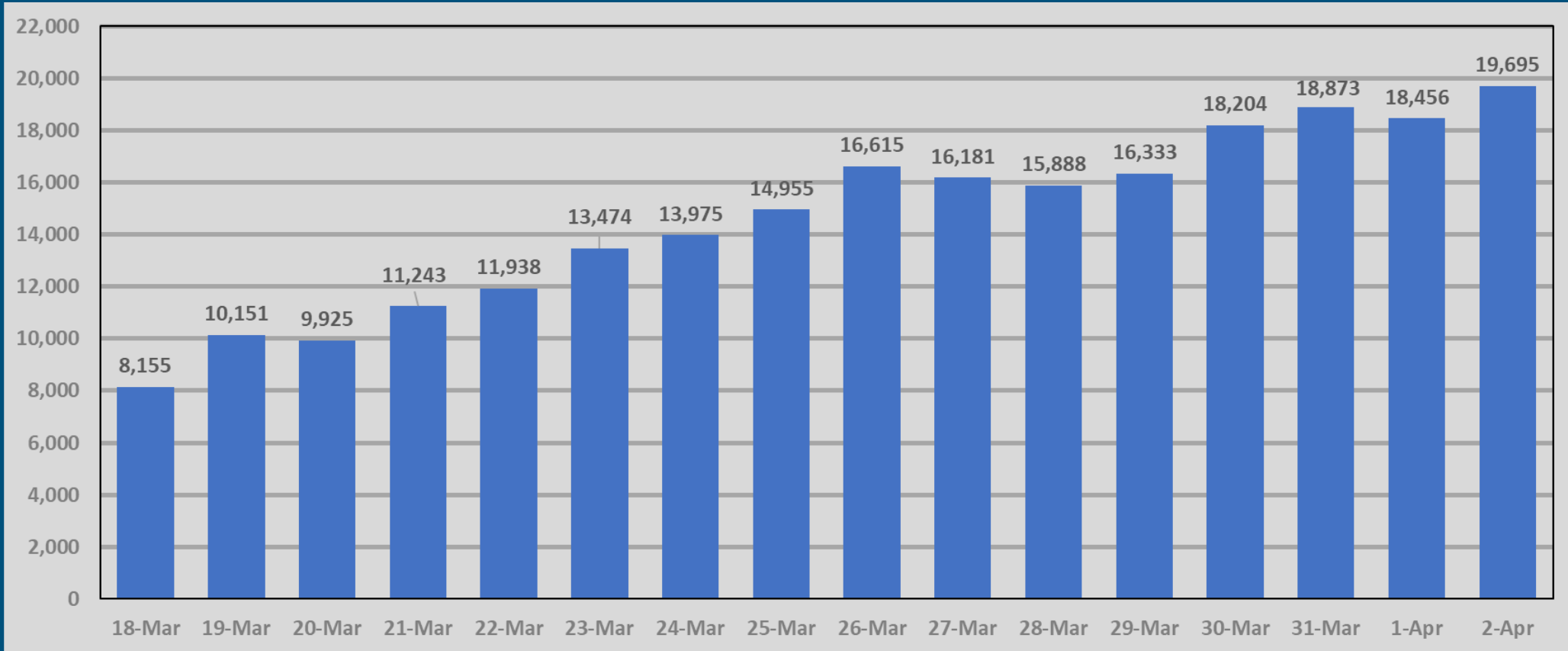
*APRIL 3, 2020*

# TEXAS **ACTION** INCREASING **HOSPITAL CAPACITY**

- ✦ ***POSTPONING SURGERIES AND PROCEDURES THAT ARE NOT IMMEDIATELY MEDICALLY NECESSARY***
- ✦ **DOUBLE OCCUPANCY WAIVER**
- ✦ **INCREASING STAFFING**
- ✦ **142% INCREASE IN AVAILABLE BEDS**



# TOTAL BEDS AVAILABLE IN TEXAS



**142% INCREASE IN AVAILABLE BEDS SINCE 03/18/2020**



# STATEWIDE

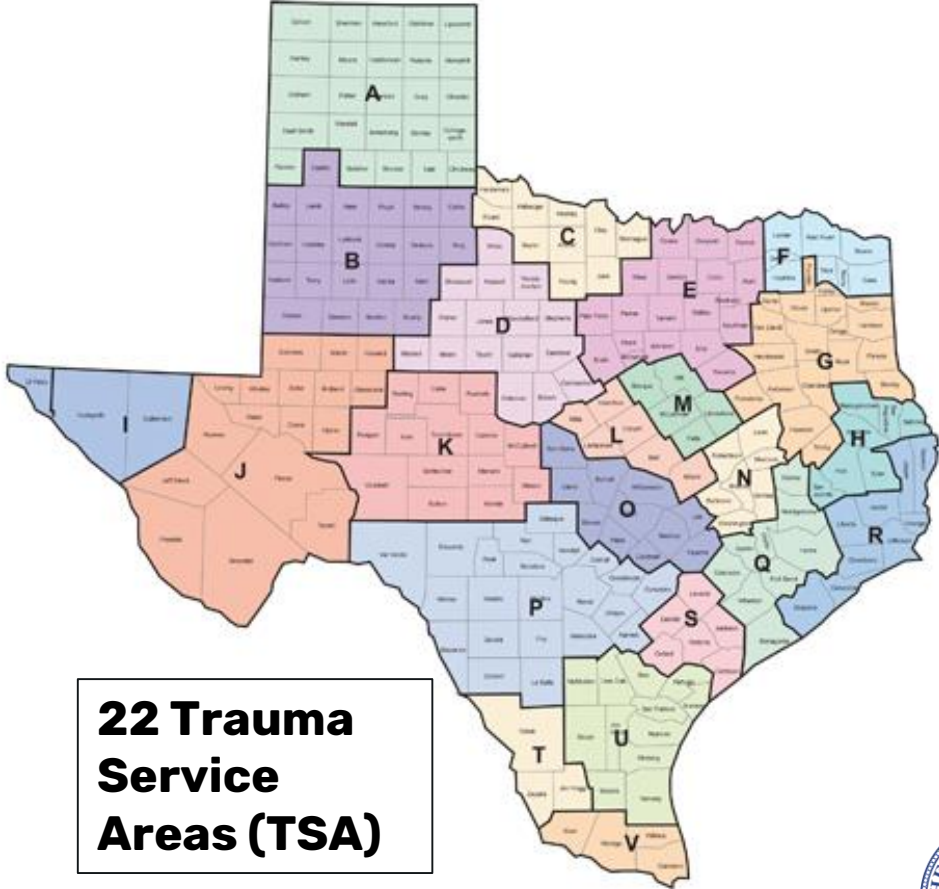
**TOTAL BEDS  
AVAILABLE**  
**19,695**

**TOTAL REPORTED  
BEDS:**  
**47,585**

**PERCENT BEDS  
AVAILABLE:**  
**41%**

**TOTAL ICU BEDS  
AVAILABLE**  
**2,107**

**TOTAL  
VENTILATORS**  
**8,741**



# CATEGORIES OF MEDICAL SURGE FACILITIES

LEVEL 5	LEVEL 4	LEVEL 3	LEVEL 2	LEVEL 1
<b>MAINTAIN STAFFED BEDS</b>	<b>SURGE TO PHYSICAL BEDS</b>	<b>SURGE INSIDE FACILITY</b>	<b>SURGE TO ADJACENT BLDG</b>	<b>SURGE TO BUILDING OF OP</b>
Support Hospital System to maintain current capacity.	Support Hospital System to open all physical beds and double occupancy waiver.	Transition non-traditional care areas such as OR or PACU to care for COVID-19.	Open additional capacity in adjacent medical office or convalescent centers supported by hospital.	Stand up alternate care sites in remote areas that are operated by local gov and/or supported by hospital.



# TSA E

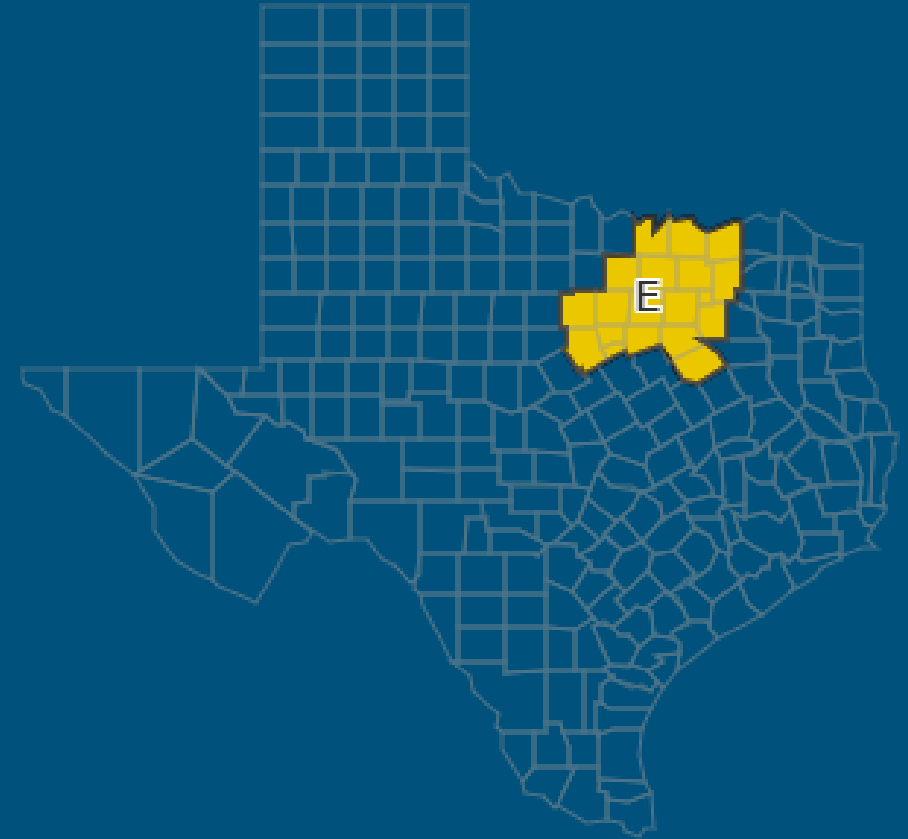
## DALLAS - FORT WORTH AREA

**TOTAL  
REPORTED BEDS**  
**12,399**

**PERCENT BEDS  
AVAILABLE**  
**33%**

**TOTAL BEDS  
AVAILABLE**  
**4,242**

**Total ICU Beds  
AVAILABLE**  
**541**



# TSA Q

## HOUSTON AREA

**TOTAL  
REPORTED BEDS**  
**10,079**

**PERCENT BEDS  
AVAILABLE**  
**33%**

**TOTAL BEDS  
AVAILABLE**  
**3,332**

**Total ICU Beds  
AVAILABLE**  
**312**



# TSA G TYLER

**TOTAL  
REPORTED BEDS**  
**1,623**

**PERCENT BEDS  
AVAILABLE**  
**37%**

**TOTAL BEDS  
AVAILABLE**  
**602**

**Total ICU Beds  
AVAILABLE**  
**50**





# TSA I EL PASO

**TOTAL  
REPORTED BEDS**  
**1,001**

**PERCENT BEDS  
AVAILABLE**  
**63%**

**TOTAL BEDS  
AVAILABLE**  
**639**

**Total ICU Beds  
AVAILABLE**  
**55**



# TSA A

## AMARILLO AREA

**TOTAL  
REPORTED BEDS**  
**990**

**PERCENT BEDS  
AVAILABLE**  
**51%**

**TOTAL BEDS  
AVAILABLE**  
**533**

**Total ICU Beds  
AVAILABLE**  
**46**



# TSA D

## ABILENE AREA

**TOTAL  
REPORTED BEDS**

**667**

**PERCENT BEDS  
AVAILABLE**

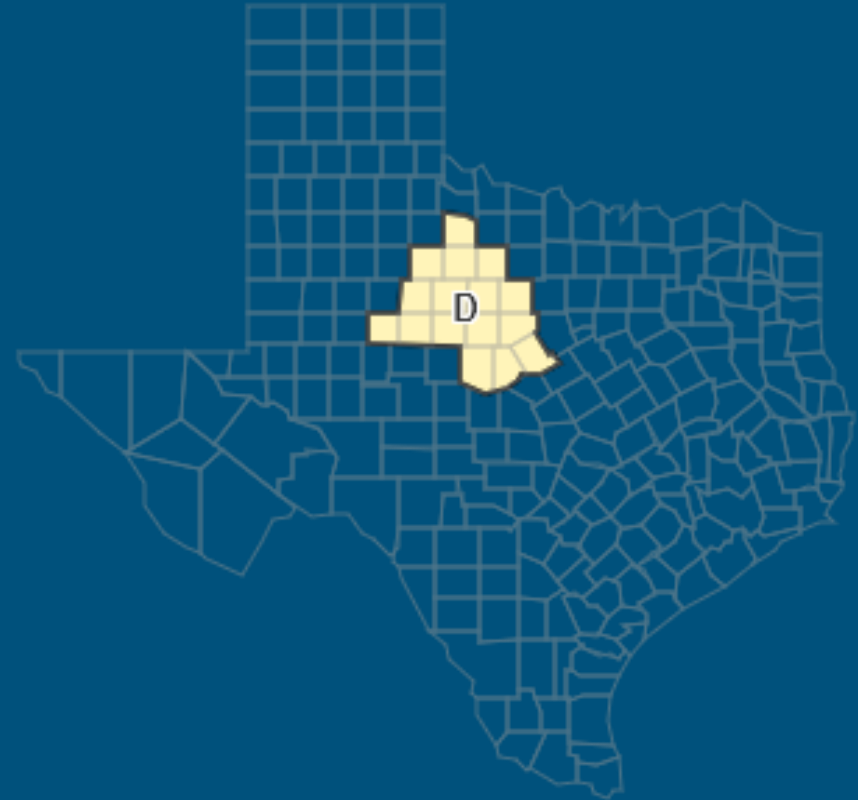
**64%**

**TOTAL BEDS  
AVAILABLE**

**424**

**Total ICU Beds  
AVAILABLE**

**18**



# TSA T/V

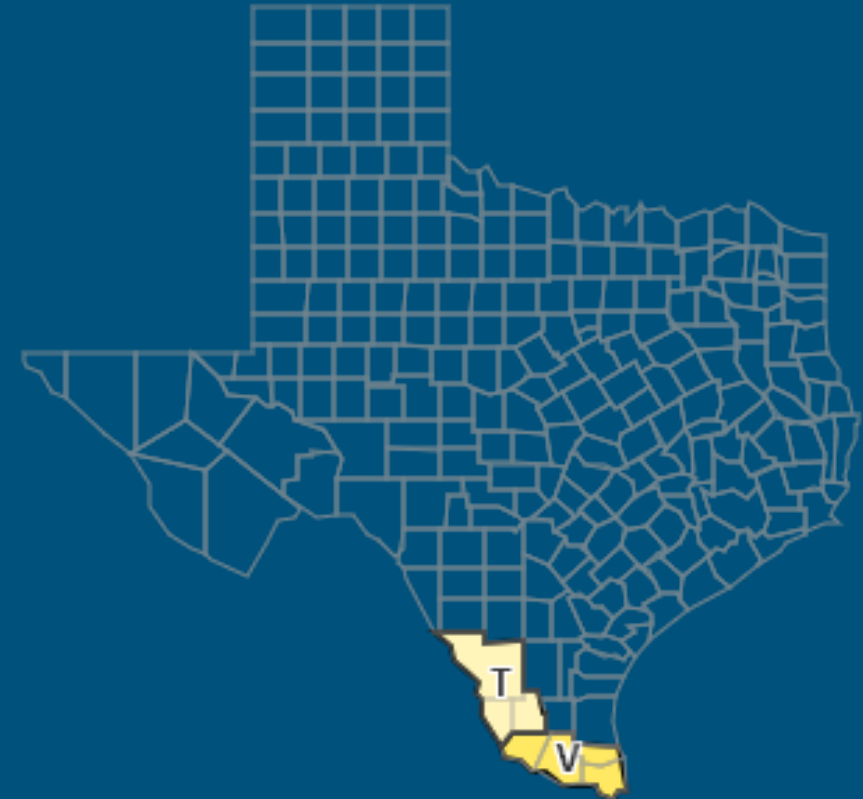
## LAREDO & RIO GRANDE VALLEY

**TOTAL  
REPORTED BEDS**  
**2,507**

**PERCENT BEDS  
AVAILABLE**  
**38%**

**TOTAL BEDS  
AVAILABLE**  
**987**

**Total ICU Beds  
AVAILABLE**  
**99**



# TSA P

## SAN ANTONIO AREA

**TOTAL  
REPORTED BEDS**

**6,463**

**PERCENT BEDS  
AVAILABLE**

**46%**

**TOTAL BEDS  
AVAILABLE**

**2,997**

**Total ICU Beds  
AVAILABLE**

**397**



# TSA 0

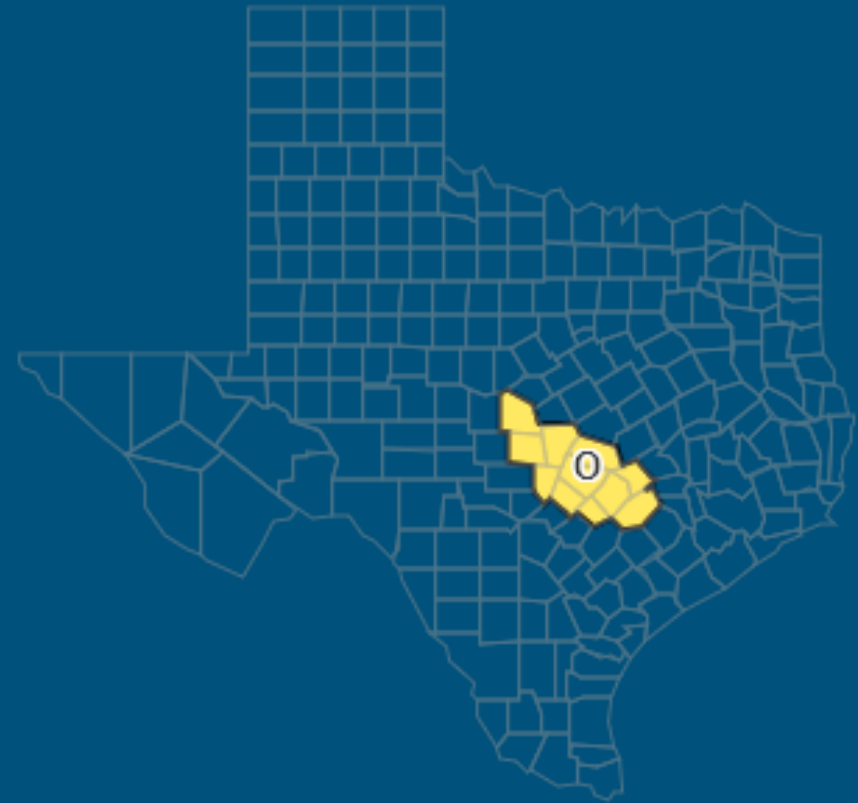
## AUSTIN AREA

**TOTAL  
REPORTED BEDS**  
**2,584**

**PERCENT BEDS  
AVAILABLE**  
**53%**

**TOTAL BEDS  
AVAILABLE**  
**1,359**

**Total ICU Beds  
AVAILABLE**  
**153**



# CATEGORIES OF MEDICAL SURGE FACILITIES

LEVEL 5	LEVEL 4	LEVEL 3	LEVEL 2	LEVEL 1
<b>MAINTAIN STAFFED BEDS</b>	<b>SURGE TO PHYSICAL BEDS</b>	<b>SURGE INSIDE FACILITY</b>	<b>SURGE TO ADJACENT BLDG</b>	<b>SURGE TO BUILDING OF OP</b>
Support Hospital System to maintain current capacity.	Support Hospital System to open all physical beds and double occupancy waiver.	Transition non-traditional care areas such as OR or PACU to care for COVID-19.	Open additional capacity in adjacent medical office or convalescent centers supported by hospital.	Stand up alternate care sites in remote areas that are operated by local gov and/or supported by hospital.







# STATE AND LOCAL SURGE CAPACITY

