



Texas COVID-19 Response Update



May 5, 2020

Texas COVID-19 Positivity Rate

	Total Tested	New Tested	New Positive Tests	Positivity Rate	Hospitalizations This Day	Total Active Cases	Hospitalization Rate
April 20th	190,394	7,684	553	7.20%	1,411	13,257	10.60%
April 27th	290,512	14,496	666	4.60%	1,563	13,464	11.60%
May 4th	407,398	16,838	784	4.65%	1,533	15,358	10%

PPE DISTRIBUTION IN TEXAS

Tuesday, April 28, 2020 – Tuesday, May 5, 2020

MASKS

4,909,410

FACE SHIELDS

265,165

GLOVES

262,880

GOWNS

16,100

COVERALLS

38,450

PPE DISTRIBUTION IN TEXAS

Cumulative Total	
MASKS	22,803,960
FACE SHIELDS	1,881,574
GLOVES	7,500,830
GOWNS	237,574
COVERALLS	173,871

FEMA Air Bridge Support

March 1 – May 1

MASKS

30,726,500

FACE SHIELDS

587,400

GLOVES

769,633,200

GOWNS

14,327,400

TOTAL STATE & FED PPE DISTRIBUTION

March 1 – May 1

MASKS

53,530,460

FACE SHIELDS

2,468,974

GLOVES

777,134,030

GOWNS

14,564,974

Mobile Test Collection Update

Test Collection Statistics


- ✚ Military Personnel Assigned: **1,262**
- ✚ Specimens Collected: **11,648**
- ✚ Counties Served: **158**

Call Center Statistics

- ✚ Total Call Volume: **41,410**
- ✚ Average Wait Time: **6:20**
- ✚ Military Personnel Assigned: **124**

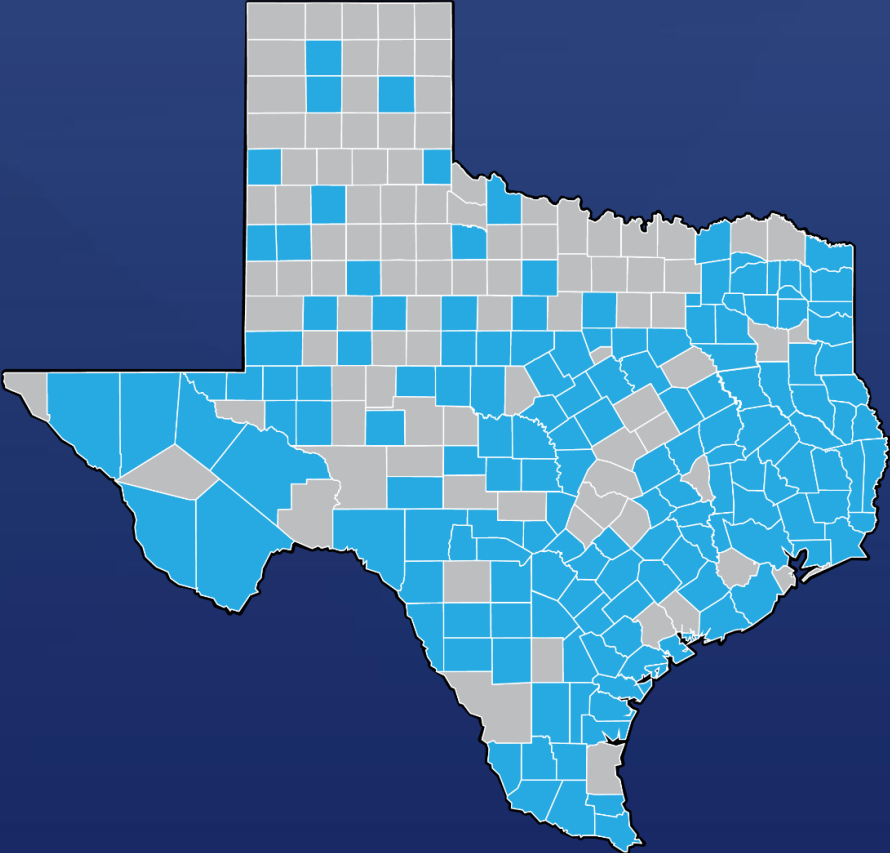
By Appointment Only

- ✚ TXCOVIDtest.org
- ✚ 512-883-2400

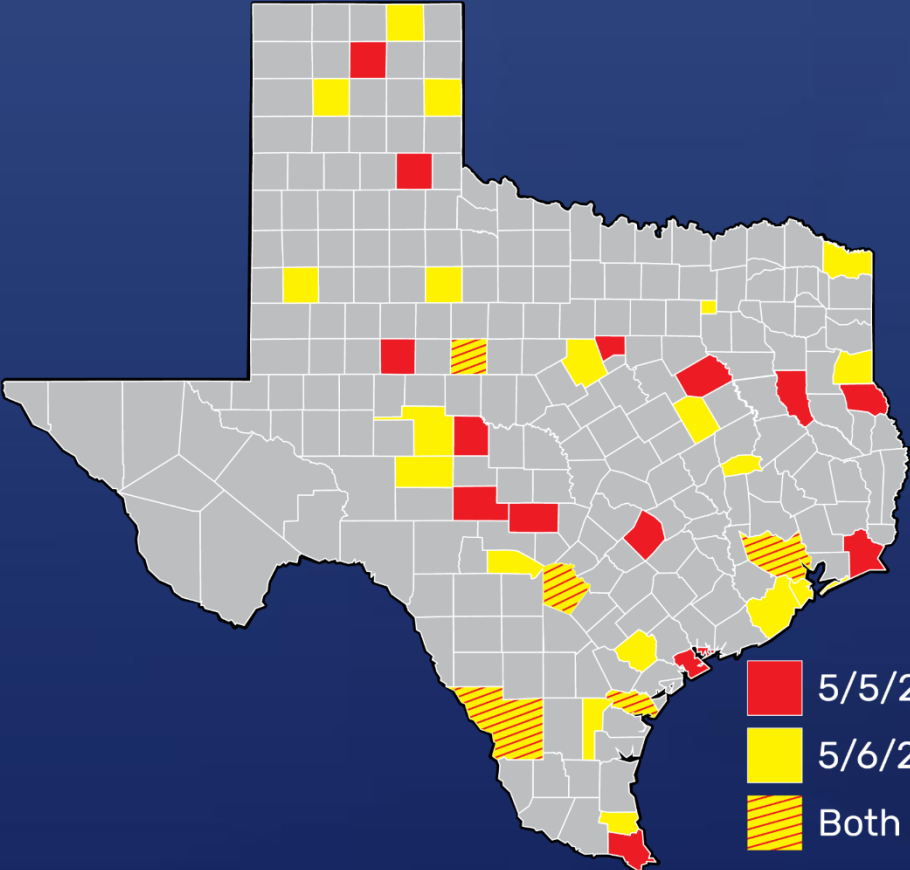


As of 5/4/20

Mobile Test Collection Update



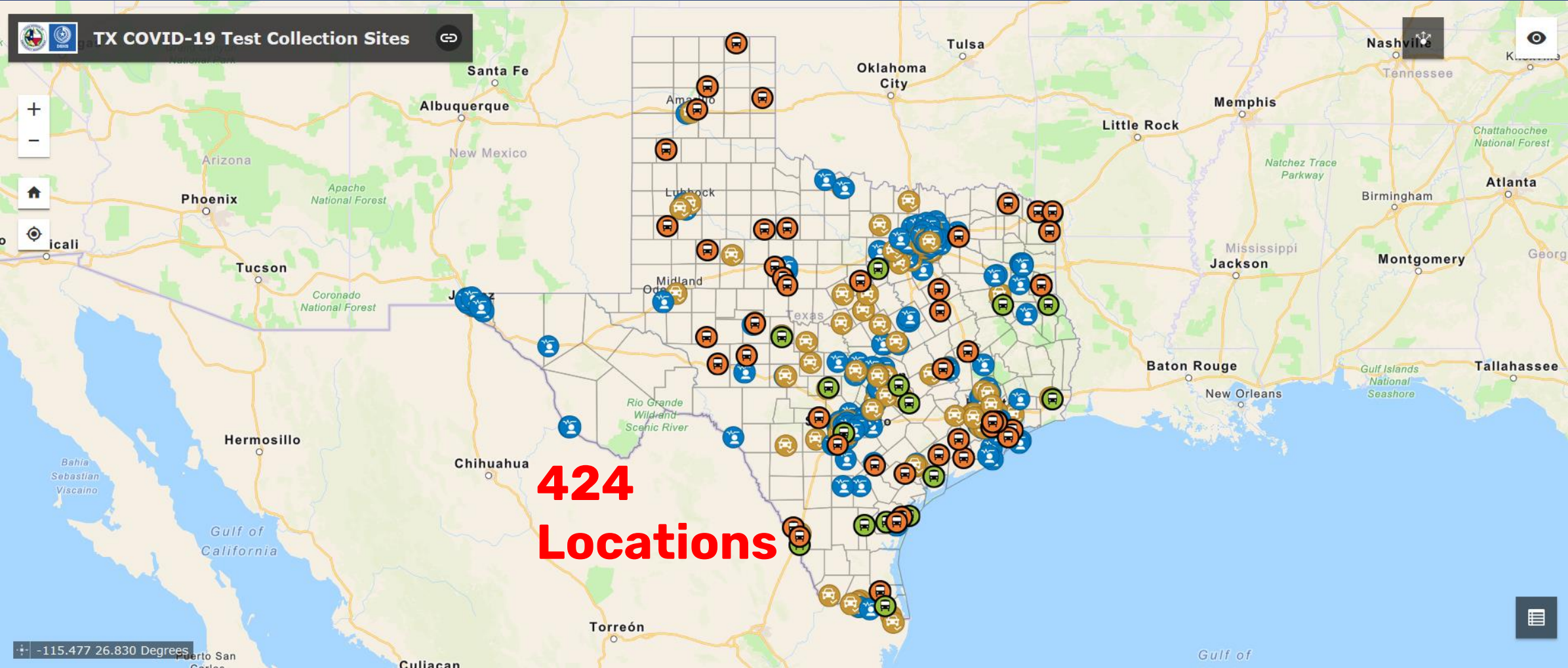
Counties Served: **158**
Tests Collected: **11,648**



Counties served
over the next **2** days







As of 5/4/20

COVIDTest.TDEM.Texas.Gov







Surge Response Teams

Response Team Members

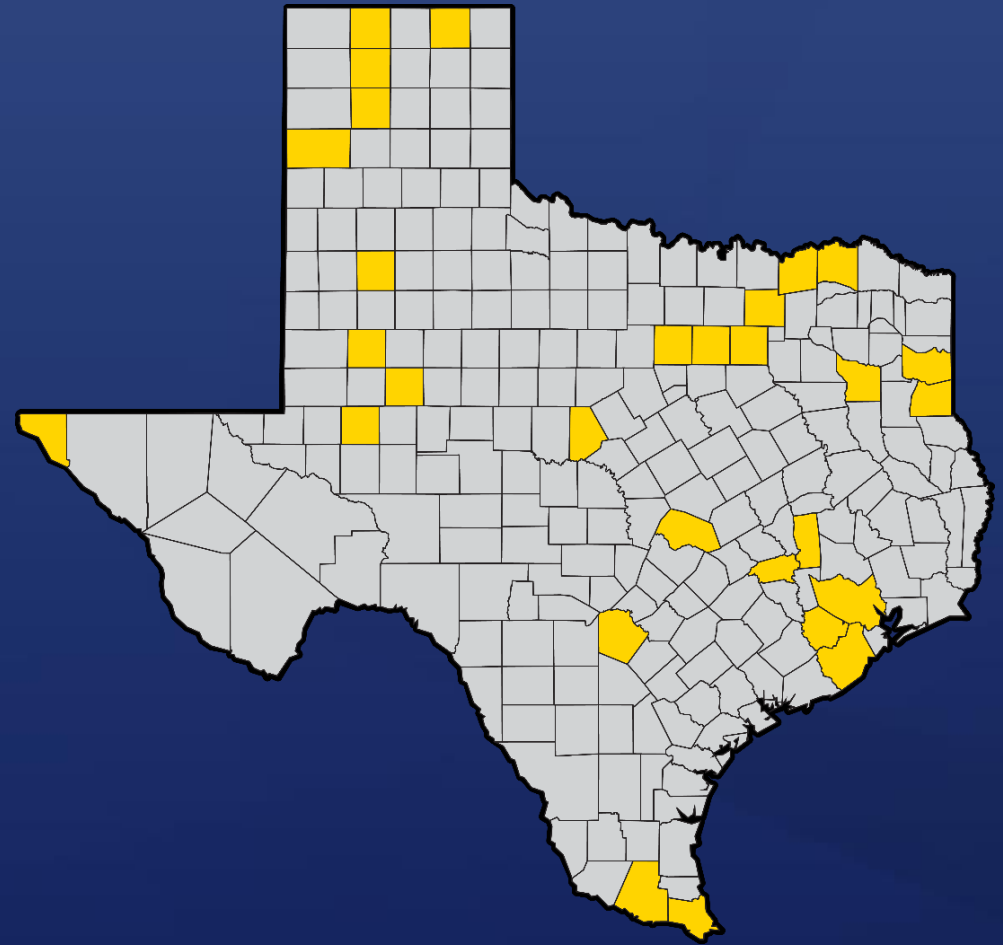
-  Texas Division of Emergency Management
-  Texas Military Department
-  Health and Human Services Commission
-  Department of State Health Services
-  Texas Emergency Medical Task Force
-  BCFS Health and Human Services

Venues Served

-  Nursing Homes
-  Prisons
-  Packing Plants
-  Others as Identified

Surge Response Teams

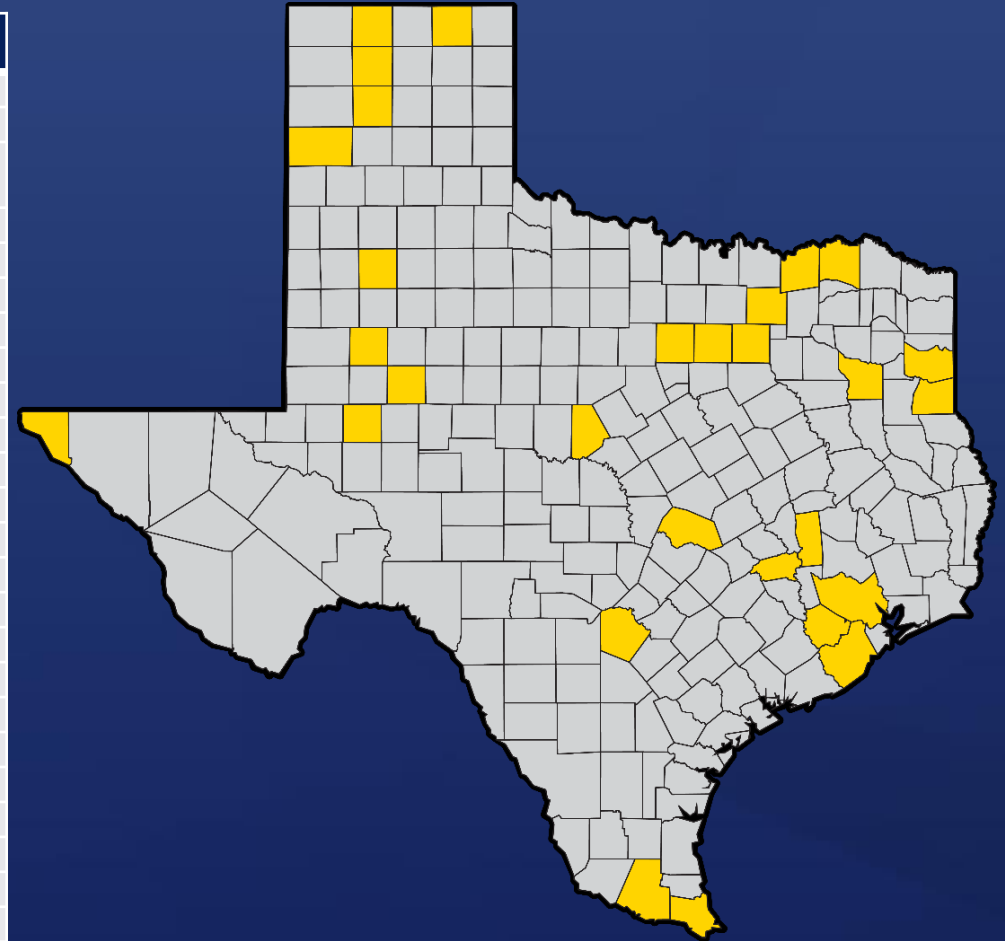
Date	City	County	Resource
4/25/2020	Brenham	Washington	Testing
4/26/2020	Round Rock	Williamson	Onsite Staffing
4/28/2020	Carthage	Panola	Assessment
4/28/2020	Dallas 1	Dallas	Testing and Assessments
4/28/2020	Dallas 2	Dallas	Assessment
4/28/2020	Harlingen 1	Cameron	Staffing
4/28/2020	Harlingen 2	Cameron	Staffing
4/28/2020	Paris 1	Lamar	Testing Supplies
4/29/2020	Georgetown	Williamson	Testing
4/29/2020	Hurst	Tarrant	Testing
4/29/2020	Paris 2	Lamar	Testing
4/29/2020	Paris 3	Lamar	Testing
4/30/2020	Deer Park	Harris	Testing and Assessments
4/30/2020	Marshall 1	Harrison	Assessment
4/30/2020	Navasota	Grimes	Assessment
4/30/2020	Pearland	Brazoria	Testing
4/30/2020	San Antonio 1	Bexar	Testing
4/30/2020	Weslaco	Hidalgo	Testing
5/1/2020	Houston	Harris	Testing
5/1/2020	McKinney 1	Collin	Testing and Assessments
5/1/2020	McKinney 2	Collin	Testing and Assessments
5/1/2020	Rosenberg 1	Fort Bend	Testing
5/1/2020	Rosenberg 2	Fort Bend	Testing



Counties Served: **29**
as of 5/5/20

Surge Response Teams

Date	City	County	Resource
5/2/2020	Bonham	Fannin	Testing Supplies
5/2/2020	Dumas	Moore	Testing Supplies
5/2/2020	Fort Worth	Tarrant	Testing Supplies and Assessments
5/2/2020	Hereford	Deaf Smith	Testing
5/2/2020	Live Oak	Bexar	Testing
5/2/2020	Marshall 2	Harrison	Assessments
5/2/2020	McKinney 3	Collin	Testing
5/2/2020	Mercedes	Hidalgo	Testing
5/2/2020	Midland	Midland	Onsite Staffing and Testing
5/2/2020	San Antonio 2	Bexar	Testing Supplies
5/3/2020	Lamesa	Dawson	Testing
5/3/2020	Stratford	Sherman	Testing
5/3/2020	Lubbock	Lubbock	Onsite Staffing
5/4/2020	Brownwood	Brown	Testing and Assessments
5/4/2020	Willow Park	Parker	Testing
5/4/2020	El Paso	El Paso	Testing
5/4/2020	Amarillo	Parker	Testing
5/4/2020	Big Spring	Howard	Testing
5/4/2020	McAllen	Hidalgo	Testing
5/4/2020	Tyler	Smith	Testing
5/4/2020	Houston 2	Harris	Testing
5/4/2020	Marshall 3	Harrison	Assessments
5/4/2020	Midland 2	Midland	Assessments
5/5/2020	Perryton	Ochiltree	Testing



Counties Served: **29**
as of 5/5/20

Facility Disinfection Teams

- ✦ At the Governor's direction, the Texas Military Department is activating **250** Texas National Guard personnel in support of care facilities.
- ✦ Additional personnel will be activated to meet mission demand.
- ✦ Teams will disinfect COVID-19 contaminated care facilities.
- ✦ Teams will be based across Texas serving the **8** Emergency Medical Task Force regions.

Texas Military Department Support

- ✚ Guard Members Activated: **3,079**
- ✚ Armories Operating: **13**
- ✚ Food Banks Supported: **9**
- ✚ Meals Distributed: **16.9 M**
- ✚ Lbs. of Food Distributed: **10 M**
- ✚ Masks Produced: **10.1 M**
- ✚ Calls Answered: **41,410**
- ✚ Tests Administered: **11,648**
- ✚ Alt. Healthcare Facilities Assessed: **112**

Sites Supported:

- ✚ State Operations Center
- ✚ State and Regional Warehouses
- ✚ Call Center
- ✚ Food Distribution Sites
- ✚ State Test Collection Sites
- ✚ Facility Disinfection



As of 5/4/20

