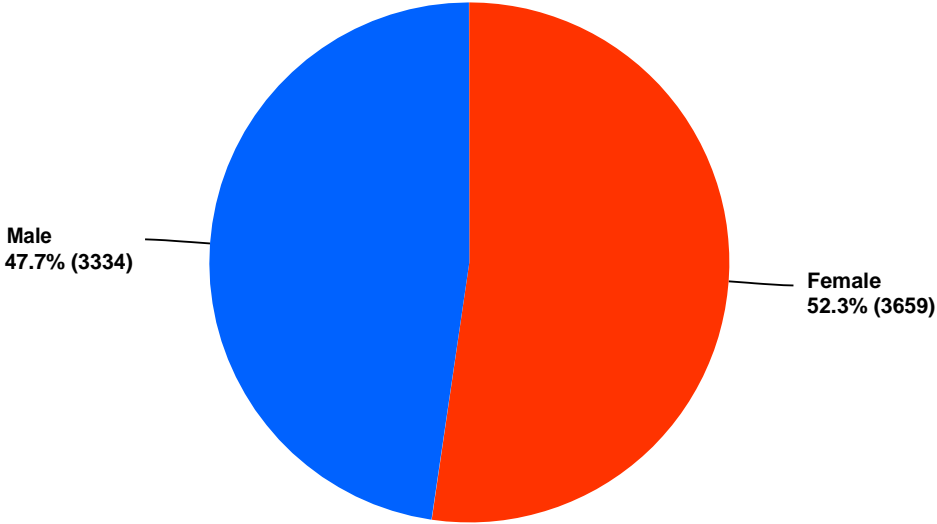


### Q1 Are you . . . ?

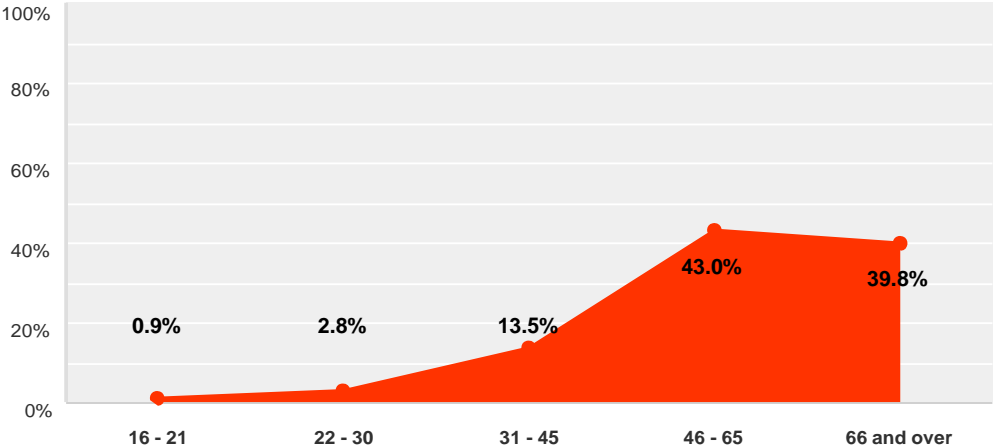
Answered: 6,993 Skipped: 43



Answer Choices	Responses	
Female	52.3%	3,659
Male	47.7%	3,334
<b>Total</b>		<b>6,993</b>

### Q2 What is your age?

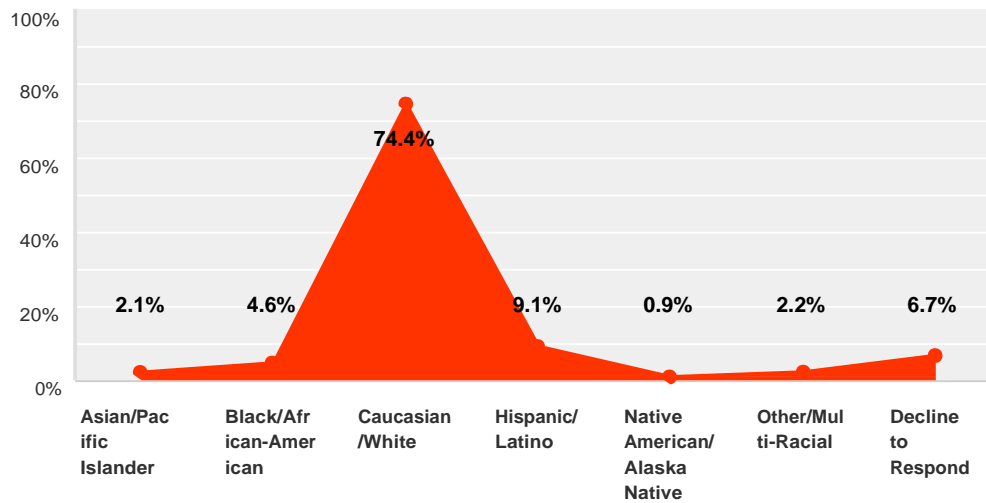
Answered: 6,983 Skipped: 53



Answer Choices	Responses	
16 - 21	0.9%	64
22 - 30	2.8%	196
31 - 45	13.5%	946
46 - 65	43.0%	3,001
66 and over	39.8%	2,776
<b>Total</b>		<b>6,983</b>

### Q3 Which best describes your ethnic background?

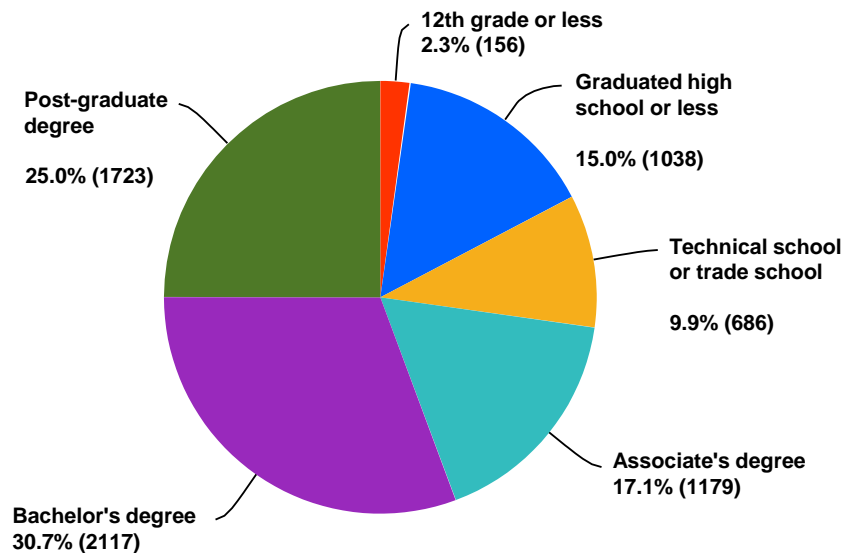
Answered: 6,966 Skipped: 70



Answer Choices	Responses
Asian/Pacific Islander	2.1% 148
Black/African-American	4.6% 323
Caucasian/White	74.4% 5,181
Hispanic/Latino	9.1% 634
Native American/Alaska Native	0.9% 63
Other/Multi-Racial	2.2% 153
Decline to Respond	6.7% 464
<b>Total</b>	<b>6,966</b>

### Q4 What is the highest level of education you have completed?

Answered: 6,899 Skipped: 137



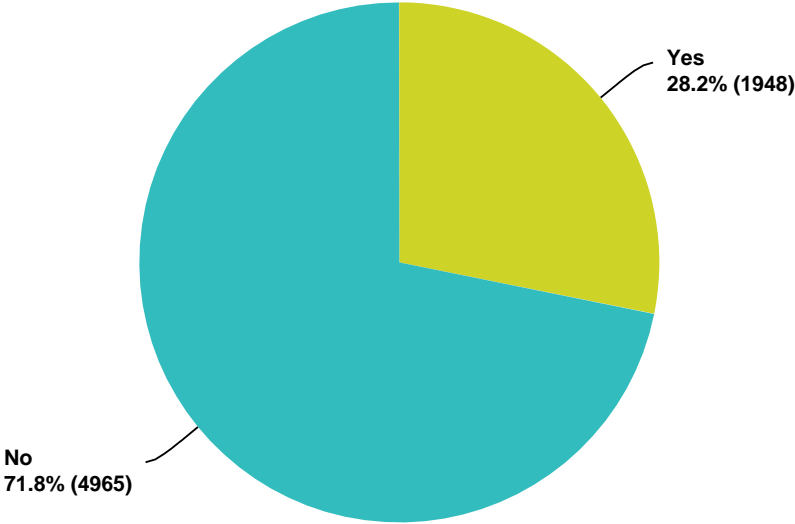
Answer Choices	Responses	
12th grade or less	2.3%	156
Graduated high school or less	15.0%	1,038
Technical school or trade school	9.9%	686
Associate's degree	17.1%	1,179
Bachelor's degree	30.7%	2,117
Post-graduate degree	25.0%	1,723
<b>Total</b>		<b>6,899</b>

**Q5 What is your zip code?**

Answered: 6,890 Skipped: 146

### Q6 Are you a veteran?

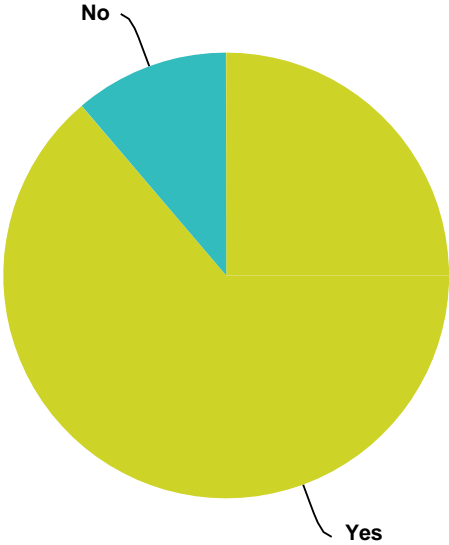
Answered: 6,913 Skipped: 123



Answer Choices	Responses	
Yes	28.2%	1,948
No	71.8%	4,965
<b>Total</b>		<b>6,913</b>

### Q7 Do you currently qualify for an accessible parking space for persons with a disability?

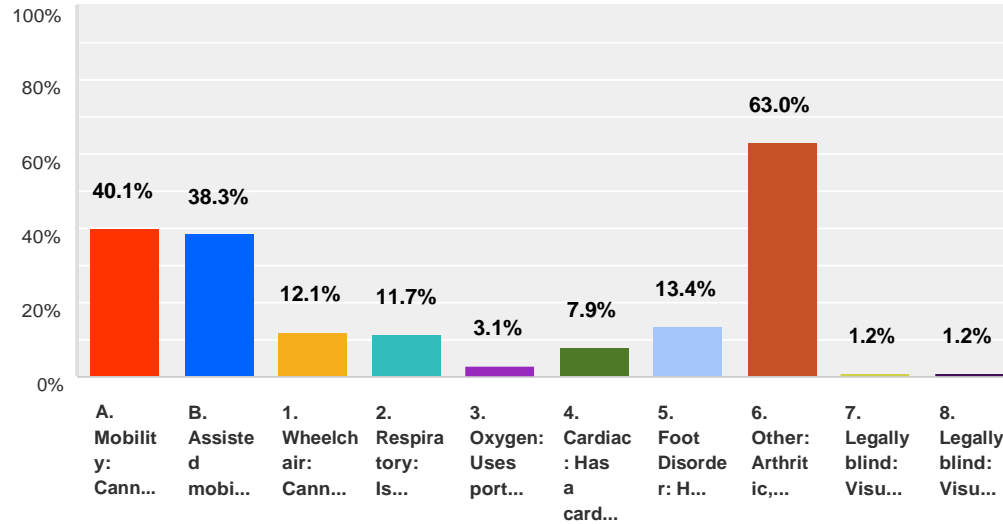
Answered: 6,906 Skipped: 130



Answer Choices	Responses	
Yes	88.78%	6,131
No	11.22%	775
<b>Total</b>		<b>6,906</b>

**Q8 If you qualify for an accessible parking space, please select your qualification(s). Choose all that apply. (You may select option A or B and multiple items under B.)**

Answered: 5,991 Skipped: 1,045



Answer Choices	Responses	
A. Mobility: Cannot walk 200 feet without stopping to rest.	40.1%	2,403
B. Assisted mobility: Cannot walk without the use or assistance of a device, including a brace, cane, crutch or another person or prosthetic device	38.3%	2,293
1. Wheelchair: Cannot ambulate without a wheelchair or similar device	12.1%	725
2. Respiratory: Is restricted by respiratory problems or lung disease	11.7%	698
3. Oxygen: Uses portable oxygen	3.1%	188
4. Cardiac: Has a cardiac condition classified as Class III or Class IV according to the American Heart Association	7.9%	476
5. Foot Disorder: Has a foot disorder that a podiatrist states limits or impairs a person's ability to walk	13.4%	803
6. Other: Arthritic, neurological, orthopedic, or another debilitation condition that a practicing physician states limits or impairs a person's ability to walk	63.0%	3,777
7. Legally blind: Visual acuity is 20/200 or less in the better eye with correcting lenses	1.2%	74

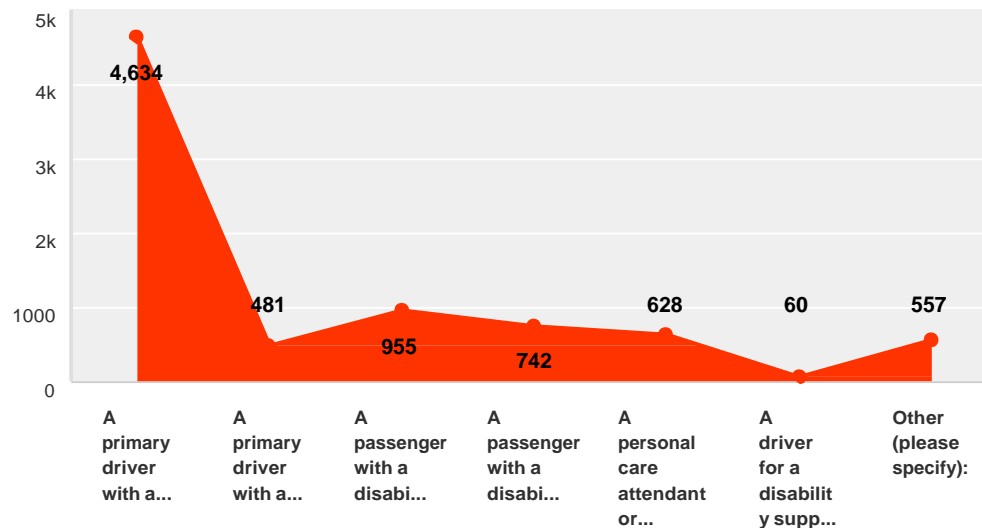


GCPD Accessible Parking Survey - Individual

8. Legally blind: Visual acuity is more than 20/200 but with a limited field of vision where the widest diameter of the vision field has an angle of 20 degrees or less	1.2%	69
<b>Total Respondents: 5,991</b>		

### Q9 Are you . . .? Choose all that apply.

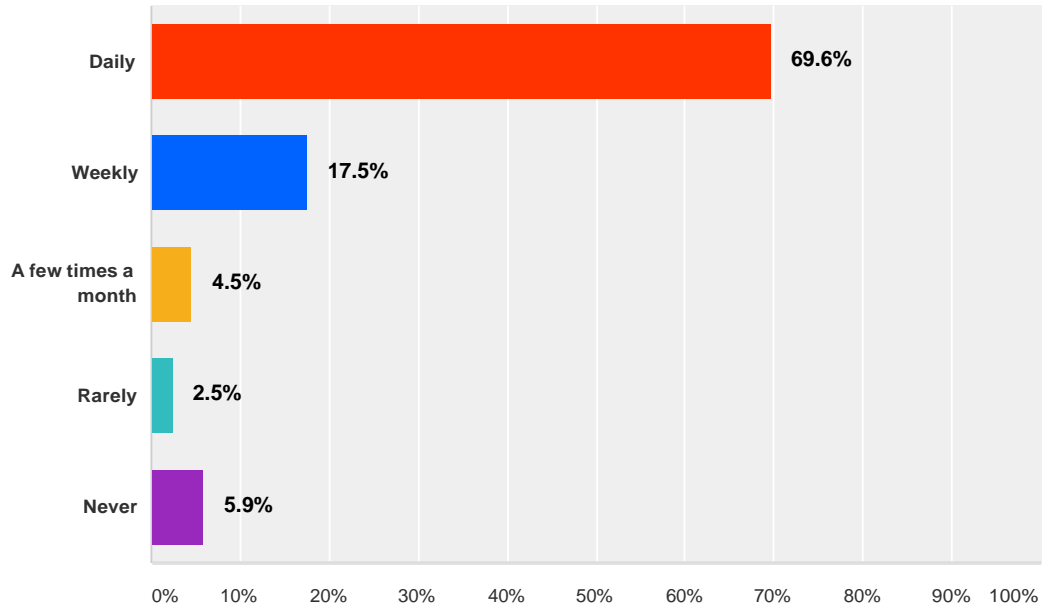
Answered: 6,641 Skipped: 395



Answer Choices	Responses
A primary driver with a disability who needs no assistance.	69.8% 4,634
A primary driver with a disability who needs assistance from a personal care attendant or companion.	7.2% 481
A passenger with a disability who needs no assistance.	14.4% 955
A passenger with a disability who needs assistance from a personal care attendant or companion.	11.2% 742
A personal care attendant or companion who provides transportation for a person with a disability.	9.5% 628
A driver for a disability support organization that provides transportation for persons with a disability.	0.9% 60
Other (please specify):	8.4% 557
<b>Total Respondents: 6,641</b>	

### Q10 How often do you drive a car or other passenger vehicle?

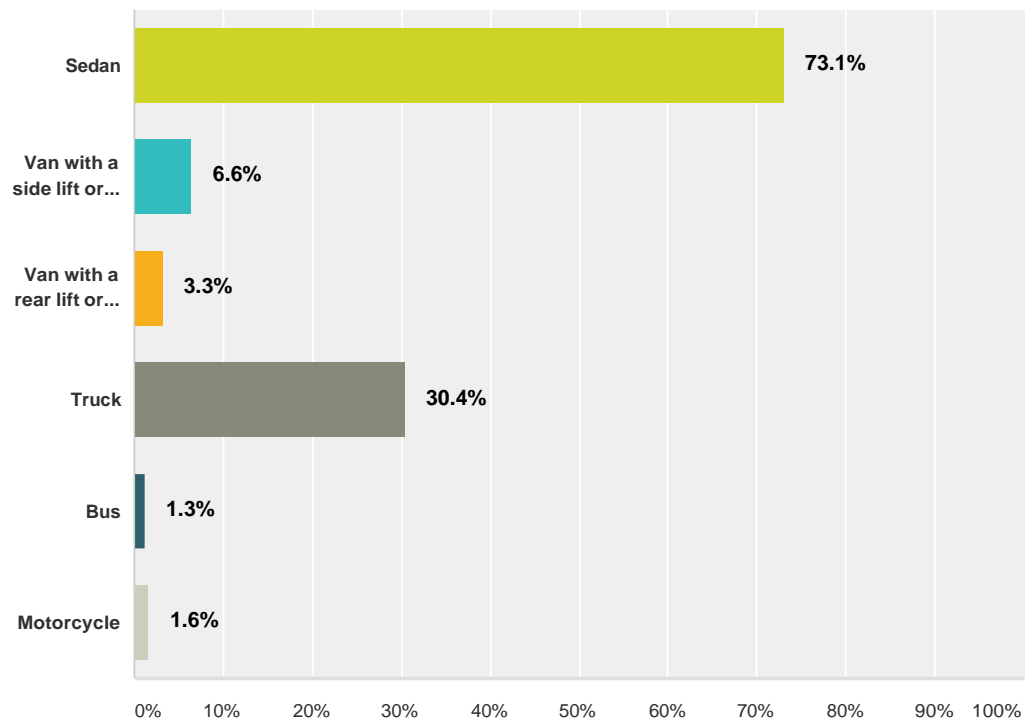
Answered: 6,694 Skipped: 342



Answer Choices	Responses
Daily	69.6% 4,661
Weekly	17.5% 1,171
A few times a month	4.5% 302
Rarely	2.5% 166
Never	5.9% 394
<b>Total</b>	<b>6,694</b>

**Q11 What type of vehicle is used in providing transportation for the person with the disability? Choose all that apply.**

Answered: 5,132 Skipped: 1,904



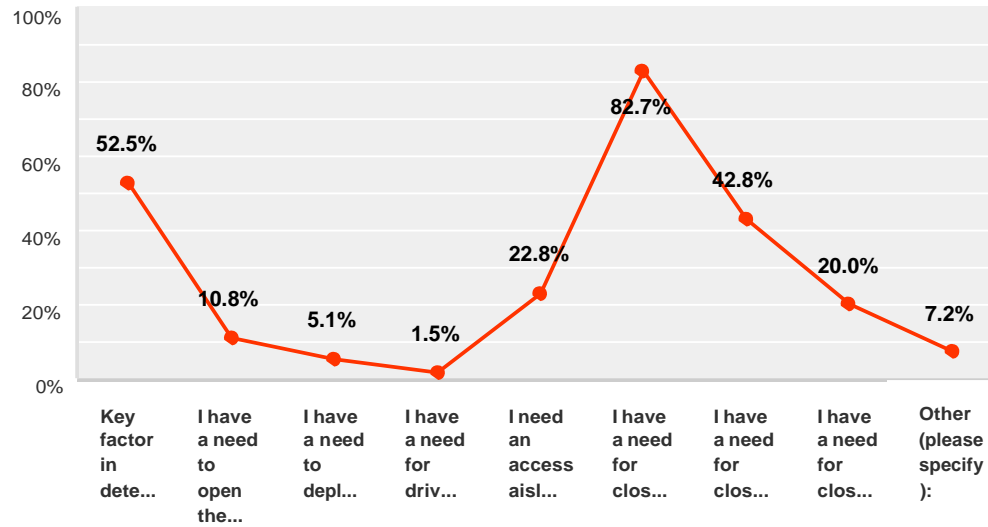
Answer Choices	Responses
Sedan	73.1% 3,753
Van with a side lift or ramp	6.6% 337
Van with a rear lift or ramp	3.3% 167
Truck	30.4% 1,560
Bus	1.3% 68

## GCPD Accessible Parking Survey - Individual

Motorcycle	1.6%	81
<b>Total Respondents: 5,132</b>		

### Q12 What is your functional need for an accessible parking space? Choose all that apply.

Answered: 6,445 Skipped: 591



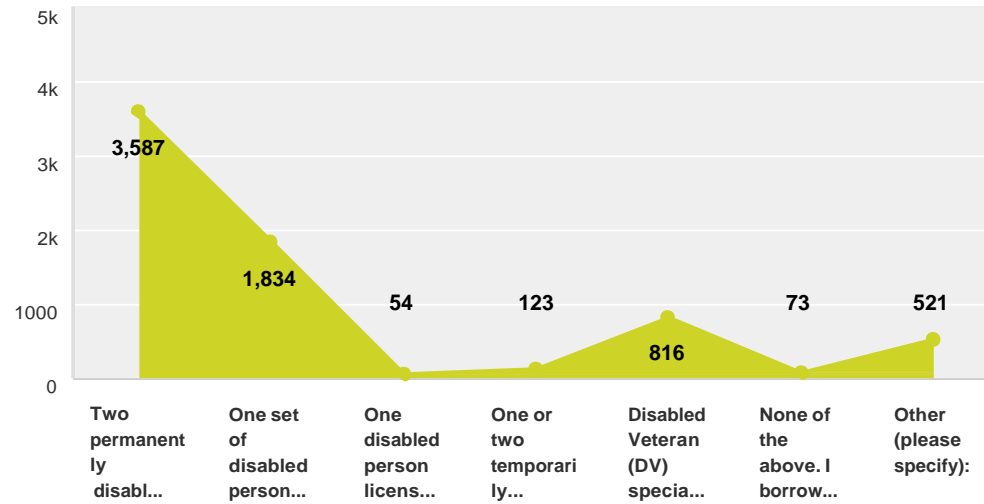
Answer Choices	Responses
Key factor in determining my ability to lead an independent life.	52.5% 3,385
I have a need to open the driver/passenger door fully in order to load/unload a manual wheelchair.	10.8% 699
I have a need to deploy a side ramp/lift with plenty of clearance to navigate the wheelchair off a vehicle ramp.	5.1% 330
I have a need for driver side clearance for a wheelchair lifting crane to swing clear of the truck bed backend and deliver the wheelchair to the vehicle cab.	1.5% 97
I need an access aisle for disability loading needs.	22.8% 1,467
I have a need for close parking to limit distance traveled.	82.7% 5,328
I have a need for close parking to limit safety issues for crossing a busy parking lot.	42.8% 2,760
I have a need for close parking to safely load/unload a passenger with a disability.	20.0% 1,288
Other (please specify):	7.2% 466

# GCPD Accessible Parking Survey - Individual

Total Respondents: 6,445

### Q13 For accessible parking, do you have . . .? Choose all that apply.

Answered: 6,388 Skipped: 648

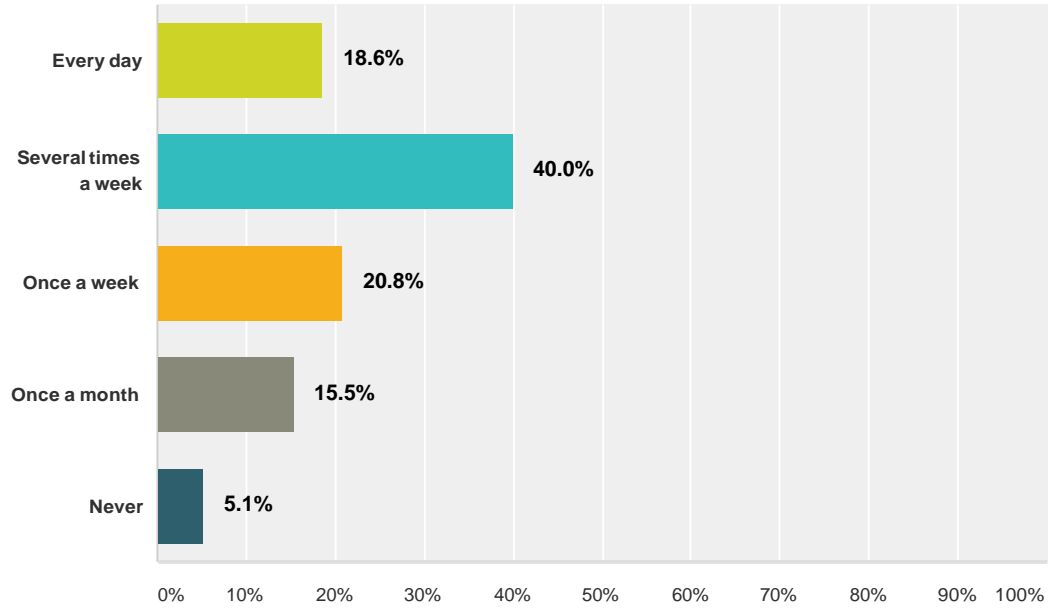


Answer Choices	Responses	
Two permanently disabled person (blue) placards (Please note the terms placard and hangtag are interchangeable)	56.2%	3,587
One set of disabled person license plates for a motor vehicle and one permanently disabled person (blue) placard	28.7%	1,834
One disabled person license plate for a motorcycle and one permanently disabled person (blue) placard	0.8%	54
One or two temporarily disabled person (red) placards	1.9%	123
Disabled Veteran (DV) specialty license plates and a disabled parking placard	12.8%	816
None of the above. I borrow a vehicle with a disabled license plate or placard from friends or family as needed.	1.1%	73
Other (please specify):	8.2%	521
<b>Total Respondents: 6,388</b>		



### Q14 How often do you encounter insufficient accessible parking in the community?

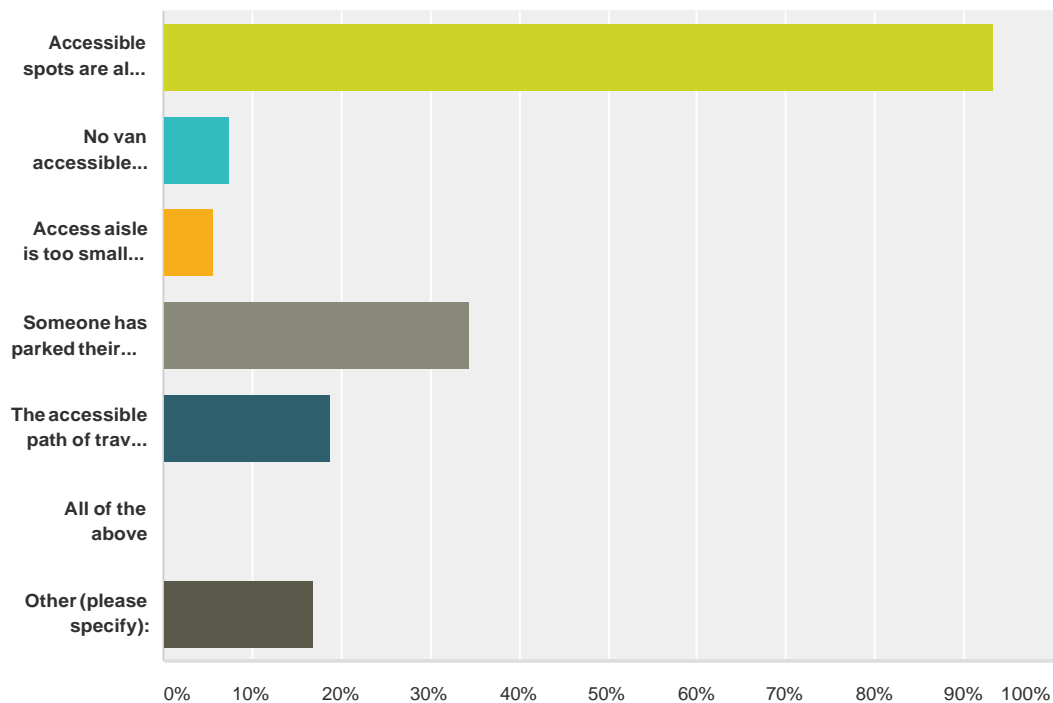
Answered: 6,411 Skipped: 625



Answer Choices	Responses
Every day	18.6% 1,192
Several times a week	40.0% 2,567
Once a week	20.8% 1,332
Once a month	15.5% 991
Never	5.1% 329
<b>Total</b>	<b>6,411</b>

### Q15 What difficulty do you encounter the most often? Choose all that apply.

Answered: 6,320 Skipped: 716



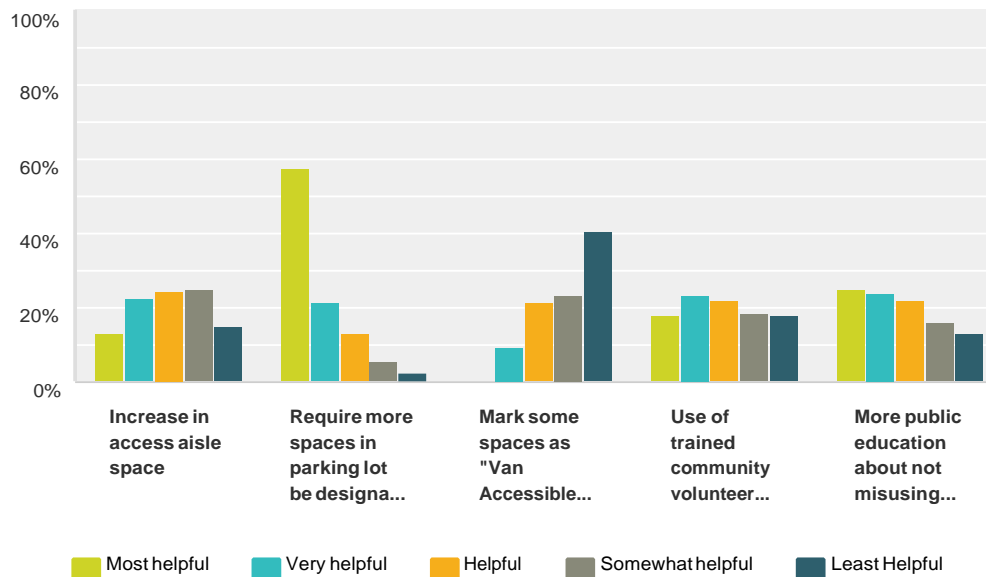
Answer Choices	Responses
Accessible spots are all filled	93.32% 5,898
No van accessible space with access aisle	7.61% 481
Access aisle is too small for ramp deployment	5.66% 358
Someone has parked their vehicle in the access aisle	34.54% 2,183
The accessible path of travel from the accessible space into my destination (store, hospital) is blocked or obstructed	18.73% 1,184
All of the above	0.00% 0

GCPD Accessible Parking Survey - Individual

Other (please specify):	16.96%	1,072
<b>Total Respondents: 6,320</b>		

### Q16 Please rank the following accessible parking solutions. Rank them from most helpful to least helpful to you.

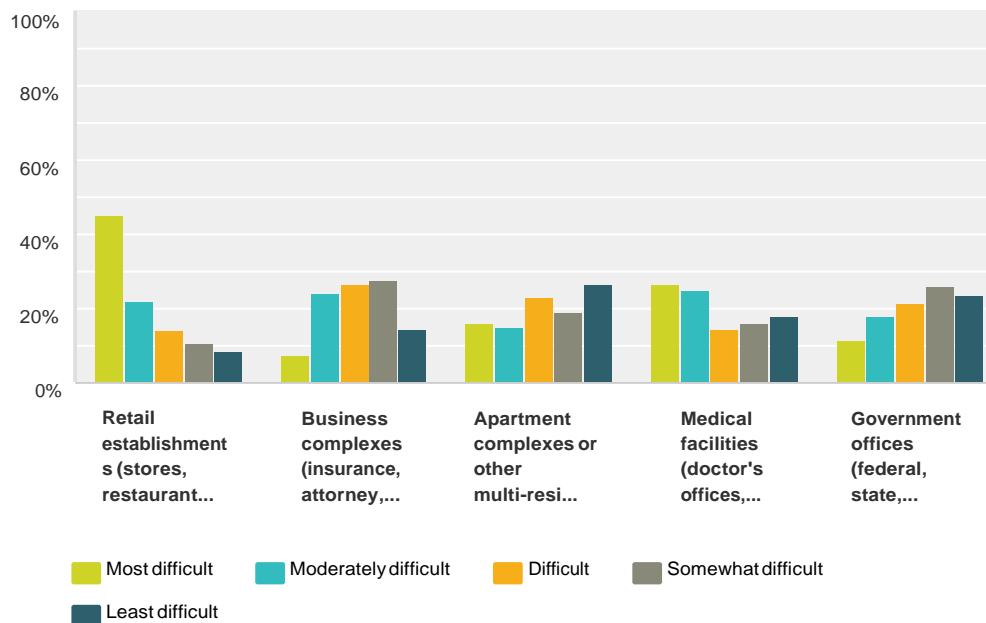
Answered: 6,298 Skipped: 738



	Most helpful	Very helpful	Helpful	Somewhat helpful	Least Helpful	Total
Increase in access aisle space	12.9% 532	22.7% 933	24.3% 1,002	25.0% 1,029	15.1% 620	4,116
Require more spaces in parking lot be designated as accessible spaces	57.4% 2,722	21.5% 1,018	12.9% 614	5.7% 272	2.5% 117	4,743
Mark some spaces as "Van Accessible ONLY spaces"	4.9% 225	9.4% 431	21.6% 990	23.6% 1,081	40.4% 1,850	4,577
Use of trained community volunteer programs to enforce accessible parking laws	17.8% 833	23.5% 1,098	22.1% 1,031	18.5% 865	18.1% 847	4,674
More public education about not misusing accessible parking spaces	25.1% 1,345	24.0% 1,287	21.9% 1,171	16.1% 860	12.9% 693	5,356

**Q17 Please rank accessible parking at the following type of places. Rank them in order from most difficult to least difficult in obtaining accessible parking.**

Answered: 6,139 Skipped: 897



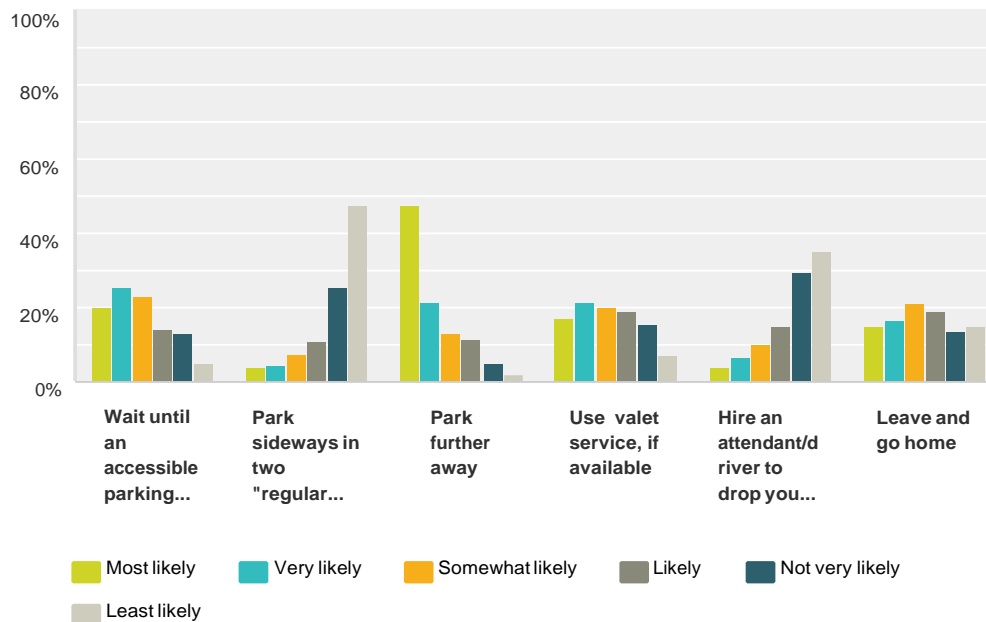
	Most difficult	Moderately difficult	Difficult	Somewhat difficult	Least difficult	Total
Retail establishments (stores, restaurants, strip centers, malls)	44.9% 2,299	22.1% 1,131	14.2% 725	10.5% 539	8.3% 425	5,119
Business complexes (insurance, attorney, accountant and other types of business offices)	7.5% 350	24.1% 1,128	26.7% 1,250	27.4% 1,284	14.3% 667	4,679
Apartment complexes or other multi-resident facilities	16.2% 768	15.1% 713	23.0% 1,087	19.2% 910	26.6% 1,258	4,736
Medical facilities (doctor's offices, hospitals, clinics, pharmacies)	26.3% 1,372	25.0% 1,302	14.7% 764	16.2% 846	17.9% 931	5,215

GCPD Accessible Parking Survey - Individual

Government offices (federal, state, county, city and other local agencies)	<b>11.6%</b> 606	<b>17.8%</b> 930	<b>21.5%</b> 1,122	<b>25.8%</b> 1,348	<b>23.4%</b> 1,221	5,227
--	---------------------	---------------------	-----------------------	-----------------------	-----------------------	-------

**Q18 When no accessible parking is available, what are you most likely to do? Please rank your possible actions from most likely to least likely.**

Answered: 6,071 Skipped: 965



	Most likely	Very likely	Somewhat likely	Likely	Not very likely	Least likely	Total
Wait until an accessible parking spot opens up	20.0% 958	25.3% 1,212	23.2% 1,109	13.8% 659	12.8% 611	4.9% 235	4,784
Park sideways in two "regular" spots	3.8% 159	4.3% 181	7.4% 309	11.2% 466	25.7% 1,072	47.5% 1,977	4,164
Park further away	47.7% 2,548	21.3% 1,135	12.8% 684	11.6% 617	4.8% 255	1.9% 101	5,340
Use valet service, if available	17.2% 779	21.3% 965	20.2% 914	19.0% 860	15.5% 700	6.9% 311	4,529

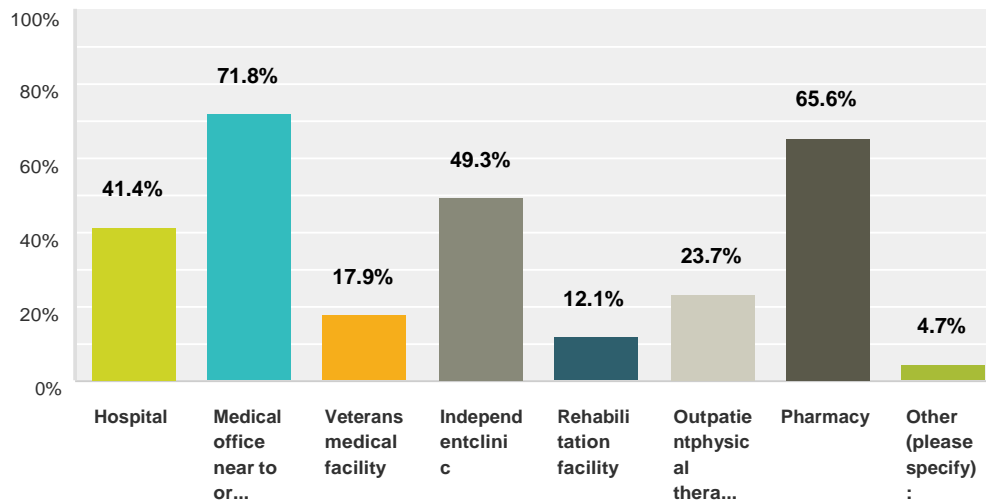
GCPD Accessible Parking Survey - Individual

Hire an attendant/driver to drop you off at the door	<b>4.1%</b> 176	<b>6.4%</b> 279	<b>10.0%</b> 434	<b>15.1%</b> 654	<b>29.3%</b> 1,271	<b>35.1%</b> 1,524	4,338
Leave and go home	<b>14.8%</b> 738	<b>16.6%</b> 828	<b>21.1%</b> 1,050	<b>18.9%</b> 940	<b>13.5%</b> 671	<b>15.1%</b> 753	4,980



### Q19 What types of medical facilities do you visit most often? Choose all that apply.

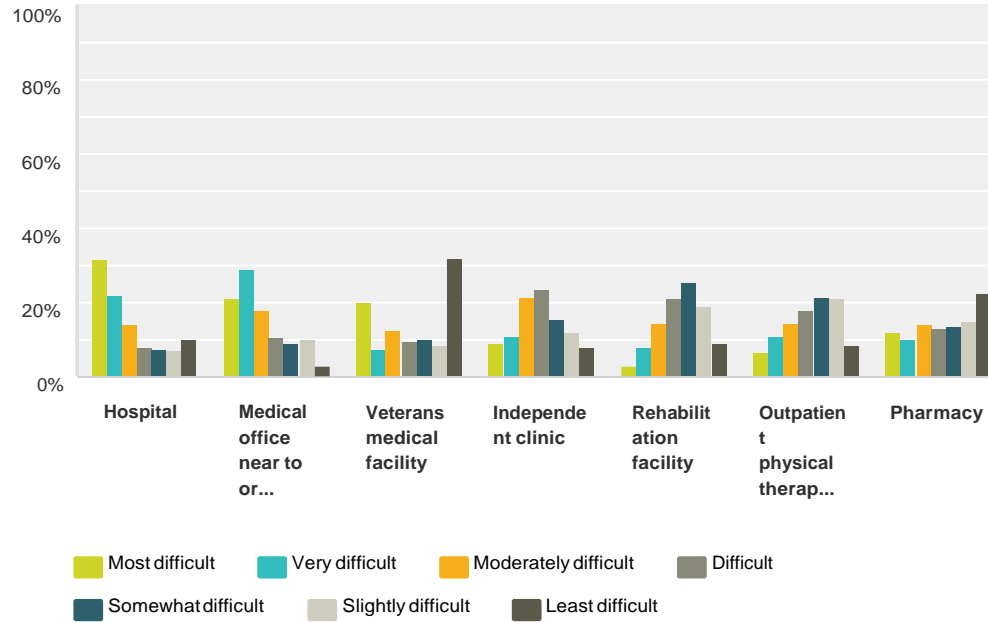
Answered: 6,108 Skipped: 928



Answer Choices	Responses
Hospital	41.4% 2,531
Medical office near to or adjacent to hospital	71.8% 4,385
Veterans medical facility	17.9% 1,091
Independent clinic	49.3% 3,010
Rehabilitation facility	12.1% 738
Outpatient physical therapy facility	23.7% 1,449
Pharmacy	65.6% 4,007
Other (please specify):	4.7% 287
<b>Total Respondents: 6,108</b>	

**Q20 Please rank these facilities in how difficult it is to obtain accessible parking. Rank in order of most difficult to least difficult in obtaining accessible parking.**

Answered: 5,875 Skipped: 1,161



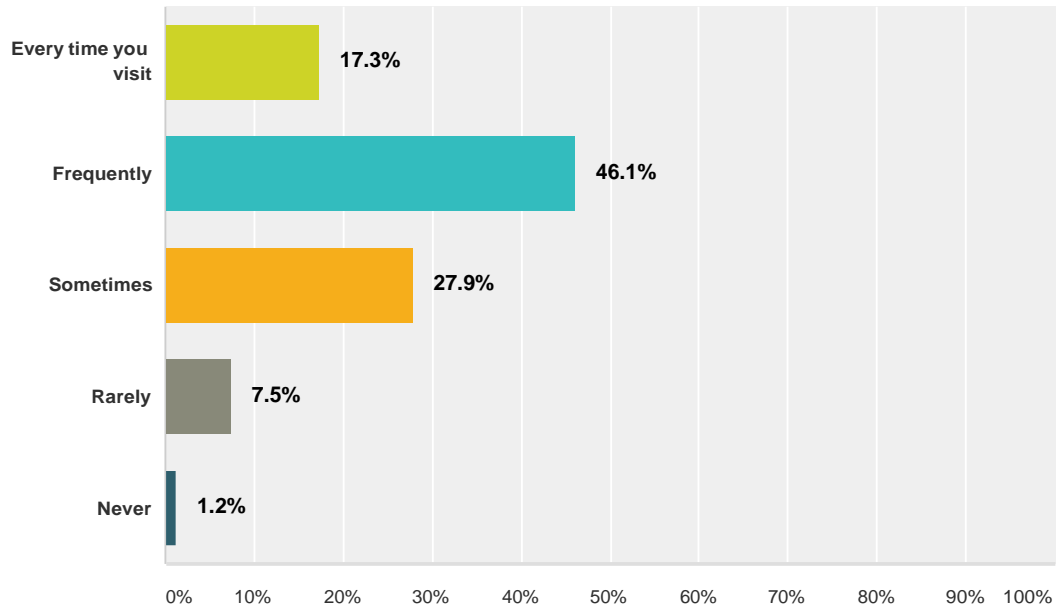
	Most difficult	Very difficult	Moderately difficult	Difficult	Somewhat difficult	Slightly difficult	Least difficult	Total
Hospital	31.5% 1,504	21.9% 1,047	14.0% 668	7.8% 374	7.6% 362	7.1% 338	10.0% 479	4,772
Medical office near to or adjacent to hospitals	20.8% 1,001	28.9% 1,393	17.8% 859	10.4% 501	8.9% 430	10.2% 492	3.0% 145	4,821
Veterans medical facility	20.2% 661	7.7% 251	12.4% 406	9.3% 304	9.9% 324	8.6% 280	32.0% 1,048	3,274
Independent clinic	9.0% 379	11.2% 470	21.7% 910	23.3% 977	15.3% 640	11.8% 494	7.8% 326	4,196

### GCPD Accessible Parking Survey - Individual

Rehabilitation facility	<b>2.9%</b> 94	<b>8.2%</b> 267	<b>14.5%</b> 474	<b>21.1%</b> 689	<b>25.3%</b> 826	<b>19.2%</b> 627	<b>8.8%</b> 288	3,265
Outpatient physical therapy facility	<b>6.3%</b> 232	<b>10.9%</b> 403	<b>14.3%</b> 529	<b>17.8%</b> 659	<b>21.4%</b> 790	<b>21.0%</b> 776	<b>8.4%</b> 310	3,699
Pharmacy	<b>11.9%</b> 561	<b>10.2%</b> 477	<b>13.8%</b> 650	<b>13.0%</b> 611	<b>13.6%</b> 637	<b>14.8%</b> 693	<b>22.7%</b> 1,067	4,696

### Q21 How often do you encounter insufficient accessible parking at medical facilities?

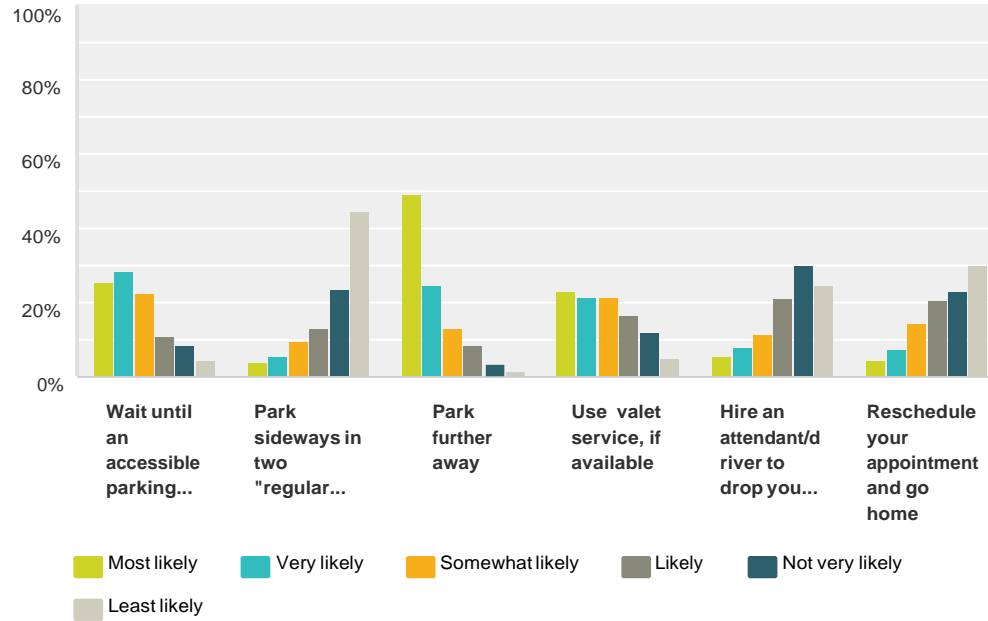
Answered: 6,016 Skipped: 1,020



Answer Choices	Responses	Count
Every time you visit	17.3%	1,040
Frequently	46.1%	2,775
Sometimes	27.9%	1,677
Rarely	7.5%	452
Never	1.2%	72
<b>Total</b>		<b>6,016</b>

**Q22 When no accessible parking is available at a medical facility, what are you most likely to do? Please rank your possible actions from most likely to least likely.**

Answered: 5,810 Skipped: 1,226



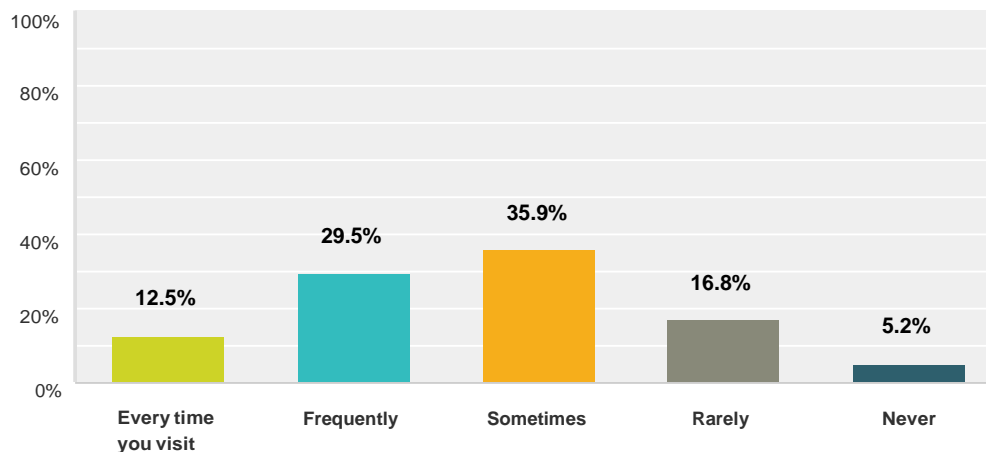
	Most likely	Very likely	Somewhat likely	Likely	Not very likely	Least likely	Total
Wait until an accessible parking spot opens up	25.4% 1,143	28.4% 1,277	22.3% 1,002	11.0% 494	8.6% 387	4.4% 200	4,503
Park sideways in two "regular" spots	3.8% 145	5.5% 209	9.6% 367	13.1% 497	23.4% 890	44.6% 1,697	3,805
Park further away	49.0% 2,537	24.5% 1,267	12.8% 662	8.7% 452	3.3% 173	1.6% 85	5,176
Use valet service, if available	23.2% 981	21.3% 901	21.7% 916	16.7% 706	12.1% 513	5.0% 211	4,228

GCPD Accessible Parking Survey - Individual

Hire an attendant/driver to drop you off at the door	<b>5.4%</b> 203	<b>7.8%</b> 294	<b>11.4%</b> 429	<b>20.9%</b> 787	<b>29.9%</b> 1,122	<b>24.6%</b> 923	3,758
Reschedule your appointment and go home	<b>4.6%</b> 188	<b>7.4%</b> 305	<b>14.7%</b> 603	<b>20.4%</b> 838	<b>23.0%</b> 943	<b>29.9%</b> 1,230	4,107

### Q23 How often do you encounter insufficient accessible parking at government buildings and offices, including federal, state and local agencies?

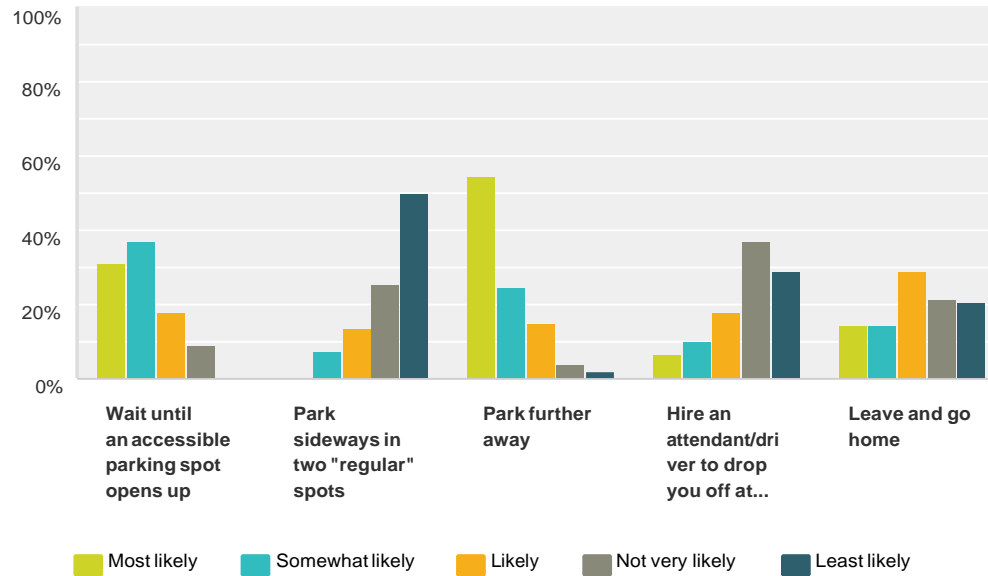
Answered: 5,775 Skipped: 1,261



Answer Choices	Responses
Every time you visit	12.5% 724
Frequently	29.5% 1,704
Sometimes	35.9% 2,076
Rarely	16.8% 968
Never	5.2% 303
<b>Total</b>	<b>5,775</b>

**Q24 When no accessible parking is available at a government facility, what are you most likely to do? Please rank your possible actions from most likely to least likely.**

Answered: 5,513 Skipped: 1,523



	Most likely	Somewhat likely	Likely	Not very likely	Least likely	Total
Wait until an accessible parking spot opens up	31.1% 1,313	37.2% 1,572	17.8% 752	8.8% 370	5.1% 217	4,224
Park sideways in two "regular" spots	4.2% 151	7.3% 263	13.3% 481	25.4% 918	49.9% 1,808	3,621
Park further away	54.3% 2,658	24.3% 1,191	15.2% 744	4.0% 198	2.1% 105	4,896
Hire an attendant/driver to drop you off at the door	6.5% 233	9.8% 349	17.9% 639	37.1% 1,327	28.8% 1,031	3,579

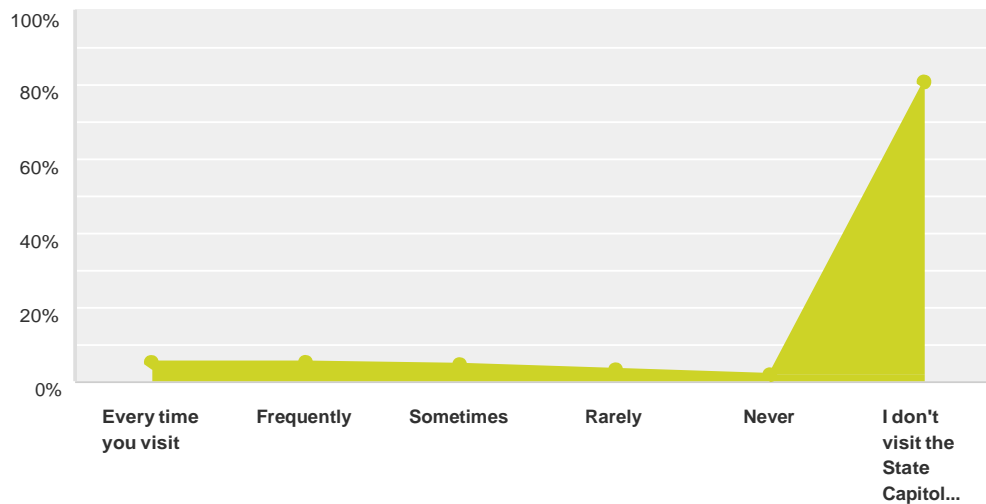


GCPD Accessible Parking Survey - Individual

Leave and go home	<b>14.6%</b> 599	<b>14.4%</b> 591	<b>28.9%</b> 1,185	<b>21.7%</b> 888	<b>20.3%</b> 832	4,095
-------------------	---------------------	---------------------	-----------------------	---------------------	---------------------	-------

### Q25 How often do you encounter insufficient accessible parking when visiting the State Capitol Complex?

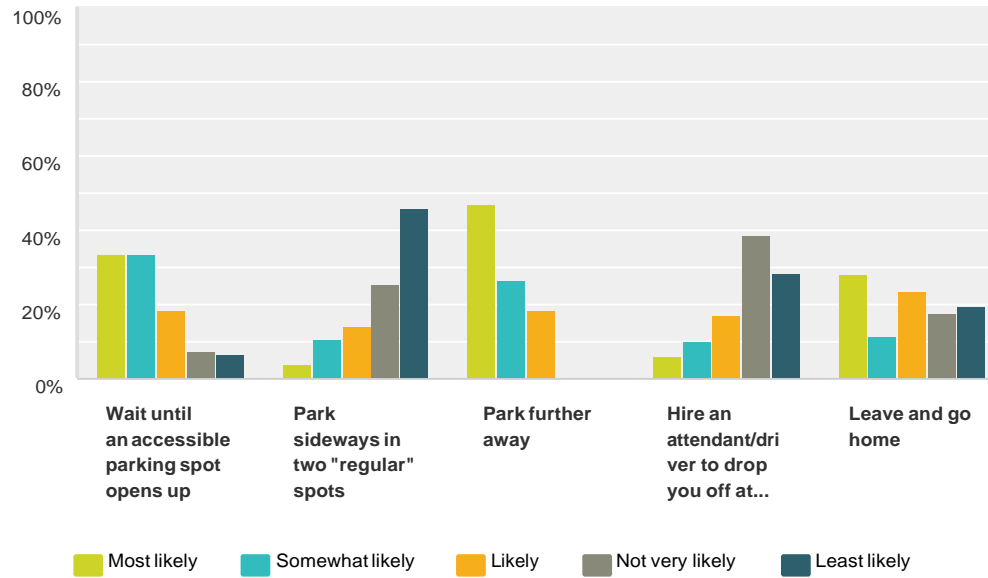
Answered: 5,708 Skipped: 1,328



Answer Choices	Responses	Count
Every time you visit	5.1%	289
Frequently	5.1%	290
Sometimes	4.5%	255
Rarely	3.1%	176
Never	1.7%	99
I don't visit the State Capitol Complex	80.6%	4,599
<b>Total</b>		<b>5,708</b>

**Q26 When no accessible parking is available at the State Capitol Complex, what are you likely to do? Please rank your possible actions from most likely to least likely.**

Answered: 2,991 Skipped: 4,045



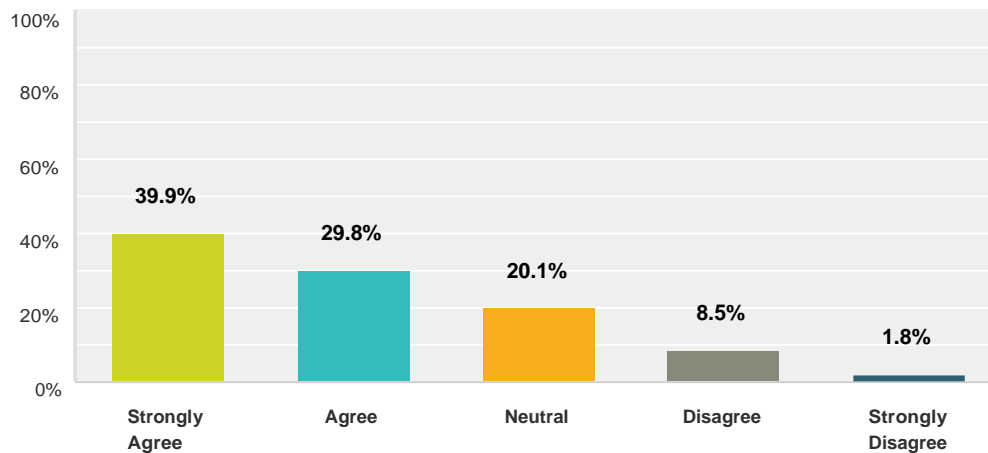
	Most likely	Somewhat likely	Likely	Not very likely	Least likely	Total
Wait until an accessible parking spot opens up	33.6% 719	33.7% 721	18.4% 394	7.7% 164	6.5% 140	2,138
Park sideways in two "regular" spots	4.0% 77	10.5% 202	14.2% 273	25.4% 490	45.9% 885	1,927
Park further away	46.9% 1,116	26.7% 635	18.7% 445	5.2% 123	2.6% 61	2,380
Hire an attendant/driver to drop you off at the door	5.9% 114	10.2% 198	16.8% 325	38.6% 746	28.4% 549	1,932

GCPD Accessible Parking Survey - Individual

Leave and go home	27.8% 657	11.3% 268	23.7% 560	17.5% 413	19.7% 465	2,363
-------------------	--------------	--------------	--------------	--------------	--------------	-------

**Q27 Do you agree with the following statement? "Accessible parking fraud and abuse is widespread in the community."**

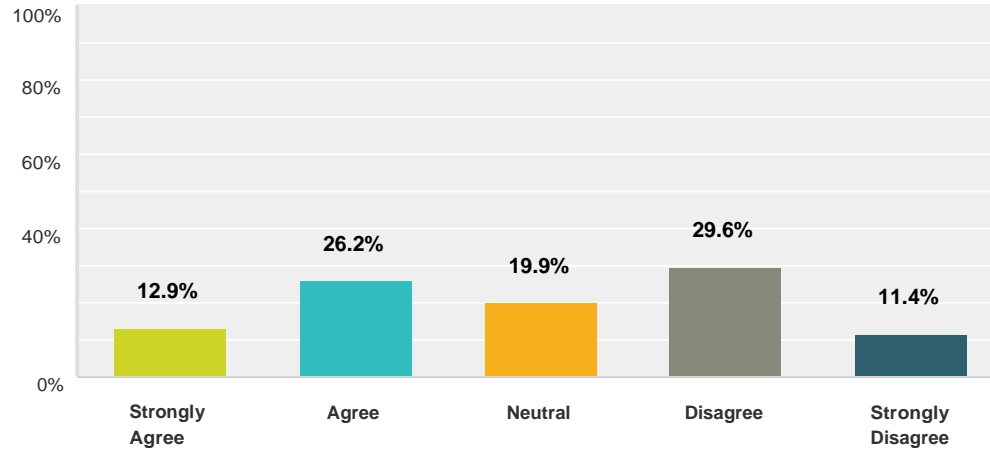
Answered: 5,778 Skipped: 1,258



Answer Choices	Responses	
Strongly Agree	39.9%	2,303
Agree	29.8%	1,723
Neutral	20.1%	1,159
Disagree	8.5%	491
Strongly Disagree	1.8%	102
<b>Total</b>		<b>5,778</b>

**Q28 Do you agree with the following statement? "Fines alone will solve accessible parking fraud and abuse."**

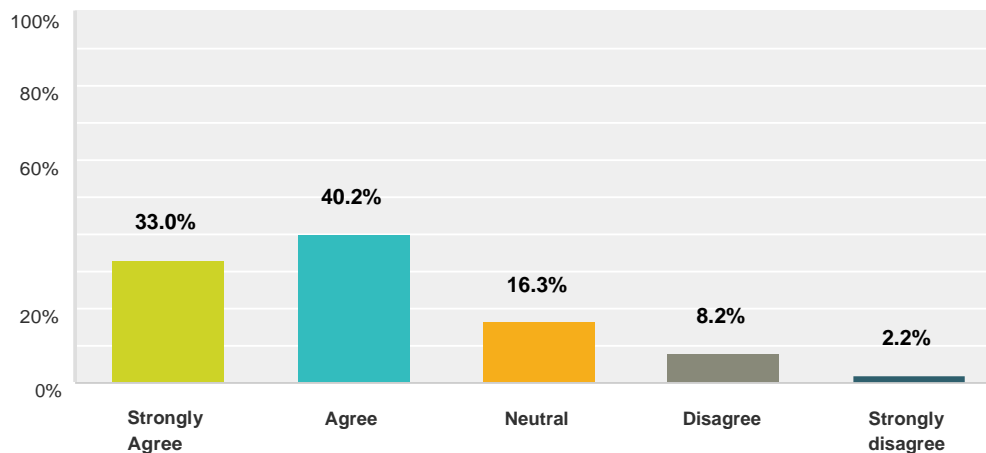
Answered: 5,690 Skipped: 1,346



Answer Choices	Responses
Strongly Agree	12.9% 734
Agree	26.2% 1,491
Neutral	19.9% 1,134
Disagree	29.6% 1,682
Strongly Disagree	11.4% 649
<b>Total</b>	<b>5,690</b>

**Q29 Do you agree with the following statement? "A combination of fines and education is the best way to reduce accessible parking fraud and abuse."**

Answered: 5,739 Skipped: 1,297



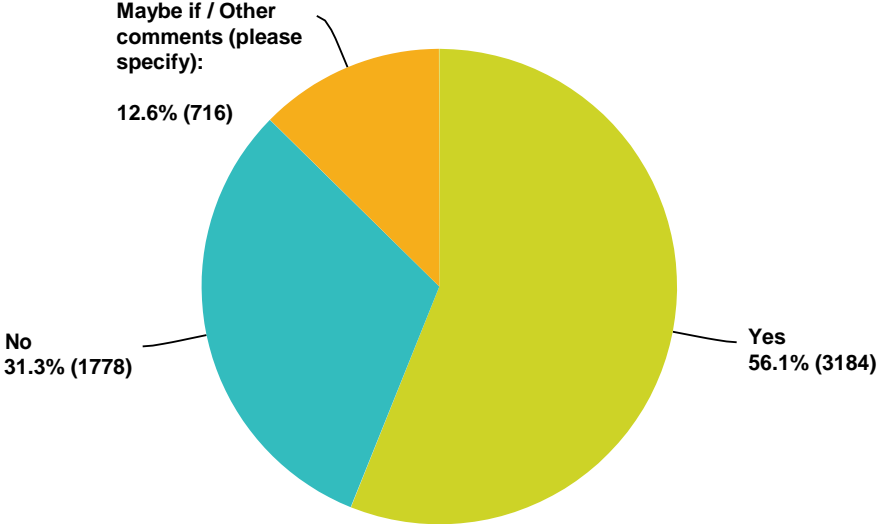
Answer Choices	Responses	
Strongly Agree	33.0%	1,895
Agree	40.2%	2,309
Neutral	16.3%	937
Disagree	8.2%	469
Strongly disagree	2.2%	129
<b>Total</b>		<b>5,739</b>

**Q30 To reduce accessible parking fraud and abuse by people WITHOUT disabilities, some states and communities are moving from exempting everyone with accessible parking placards from paying parking meter fees to a tiered system where some people will be exempt. For instance, people given a meter-exempt placard and allowed to park for free may include: someone with no hand dexterity or unable to reach above 42 inches high or someone unable to approach a meter because of a wheelchair, cane or crutch. Would you be in favor of moving toward a system like this in Texas if it resulted in more accessible parking spaces and less parking fraud?**

Answered: 5,678 Skipped: 1,358



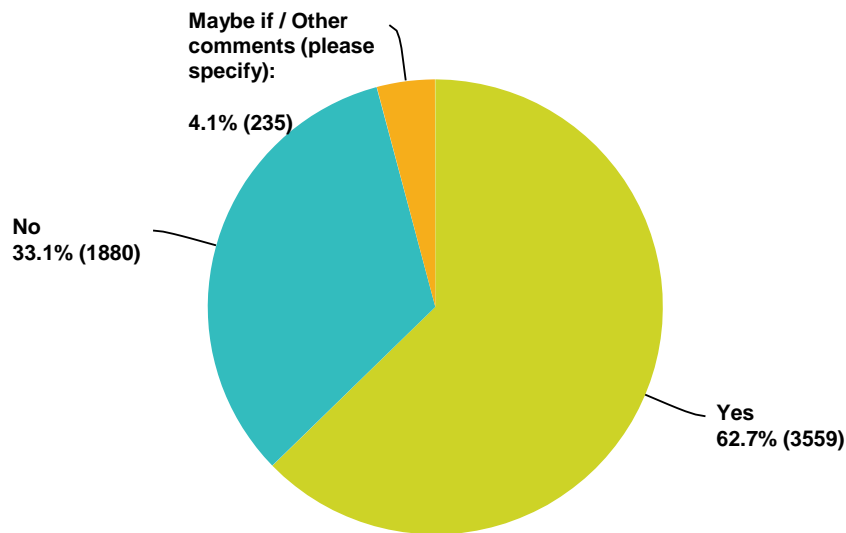
GCPD Accessible Parking Survey - Individual



Answer Choices	Responses	
Yes	56.1%	3,184
No	31.3%	1,778
Maybe if / Other comments (please specify):	12.6%	716
<b>Total</b>		<b>5,678</b>

**Q31 Texas law allows vehicles with Disabled Veterans specialty plates to park in accessible parking spots. However, Texas law does not state that the veteran must have a MOBILITY disability to use the accessible parking spot. Would you be in favor of a change in law that in order to use an accessible parking spot the Disabled Veteran must meet the same qualifications for accessible parking plates/placards as other Texas citizens?**

Answered: 5,674 Skipped: 1,362



Answer Choices	Responses
Yes	62.7% 3,559

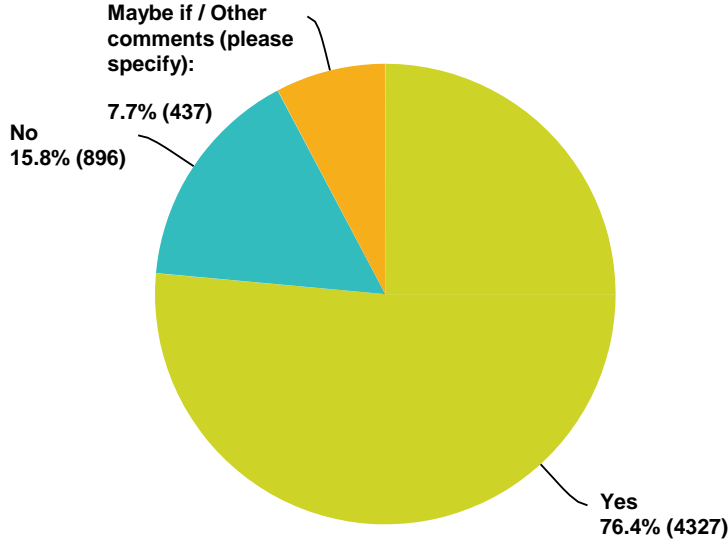
## GCPD Accessible Parking Survey - Individual

No	33.1%	1,880
Maybe if / Other comments (please specify):	4.1%	235
<b>Total</b>		<b>5,674</b>

**Q32 Studies have shown that accessible parking abuse is a growing problem statewide. Enforcement has been inconsistent due to a high ticket dismissal rate as Texas has one of the highest fines in the country for accessible parking violations. When an educational alternative is offered to judges and prosecutors, repeat offender violations either decline or go away altogether. Would you support a change in law that would keep the current high fines for accessible parking violations but require judges to offer an educational alternative with a reduced fine upon course completion as a deterrent for repeat offenders?**

Answered: 5,660 Skipped: 1,376

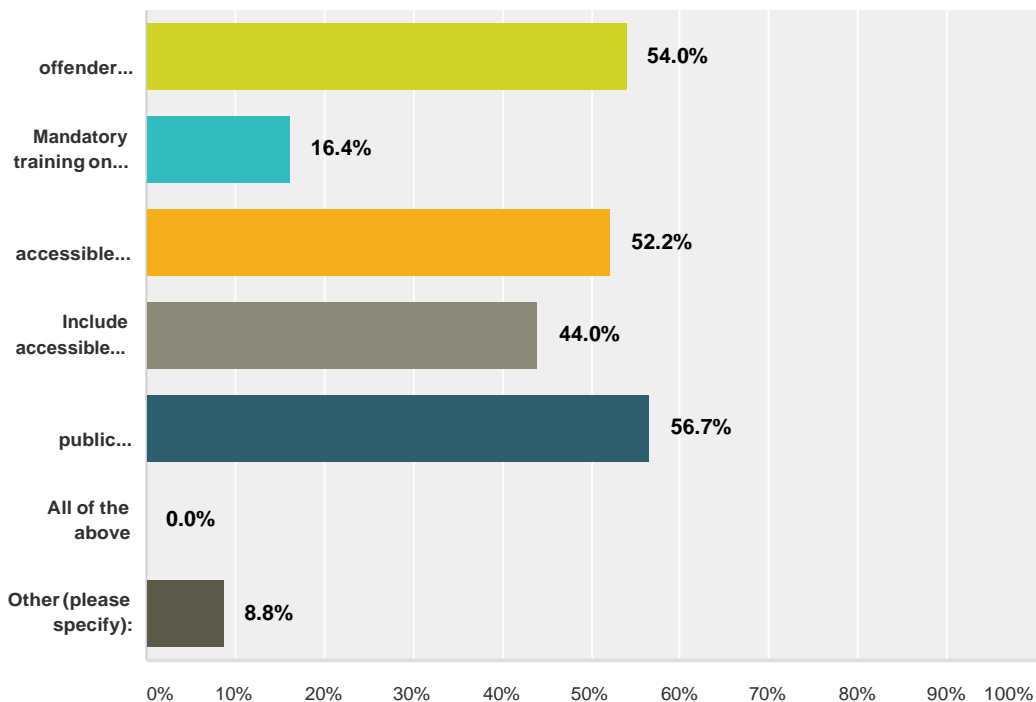
GCPD Accessible Parking Survey - Individual



Answer Choices	Responses	
Yes	76.4%	4,327
No	15.8%	896
Maybe if / Other comments (please specify):	7.7%	437
<b>Total</b>		<b>5,660</b>

**Q33 Education is a frequent strategy in helping address accessible parking violations and fraud and abuse. What do you think may be the most effective means of educating the public on accessible parking?**

Answered: 5,570 Skipped: 1,466



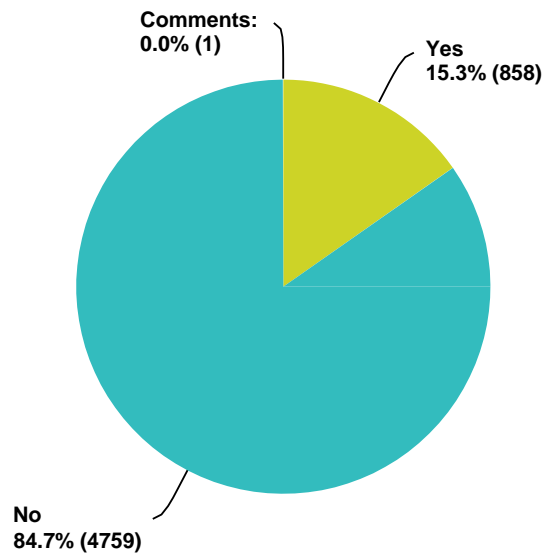
Answer Choices	Response s
Court-assigned offender education program for accessible parking violators	54.0% 3,010
Mandatory training on accessible parking requirements upon receipt of disability license plates and placards	16.4% 911
Adding accessible parking to the driver's education curriculum for new driver-in-training	52.2% 2,906

## GCPD Accessible Parking Survey - Individual

Include accessible parking information in the Texas Driver Handbook issued by the Texas Department of Public Safety Driver License Division	44.0%	2,451
A statewide public information campaign on accessible parking similar to "Don't Mess with Texas"	56.7%	3,156
All of the above	0.0%	1
Other (please specify):	8.8%	489
<b>Total Respondents: 5,570</b>		

**Q34 Would you be in favor of restricting half of the accessible parking spaces at small businesses to "van accessible only" parking spots even if it reduced overall parking access for all individuals with a disability who may not drive a van but depend upon accessible parking?**

Answered: 5,618 Skipped: 1,418

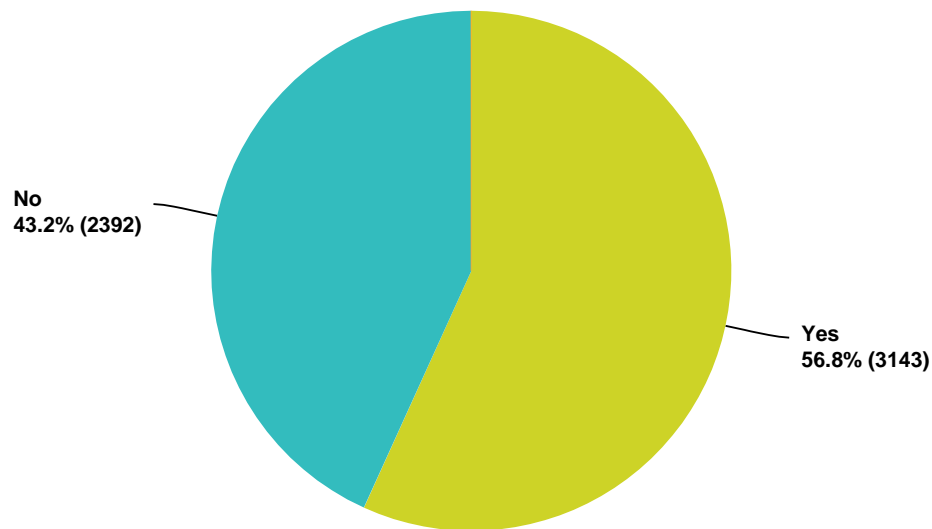


Answer Choices	Responses	
Yes	15.3%	858
No	84.7%	4,759
Comments:	0.0%	1
<b>Total</b>		<b>5,618</b>



**Q35 Would you be in favor of reducing the number of disabled parking placards that are issued to an individual with a disability from one license plate and two placards to only one license plate and one placard to reduce overall accessible parking fraud and abuse?**

Answered: 5,535 Skipped: 1,501



Answer Choices	Responses	
Yes	56.8%	3,143
No	43.2%	2,392
Comments:	0.0%	0
<b>Total</b>		<b>5,535</b>

**Q36 Is there anything else you would like to share with us about your experience with accessible parking?**

Answered: 2,628 Skipped: 4,408